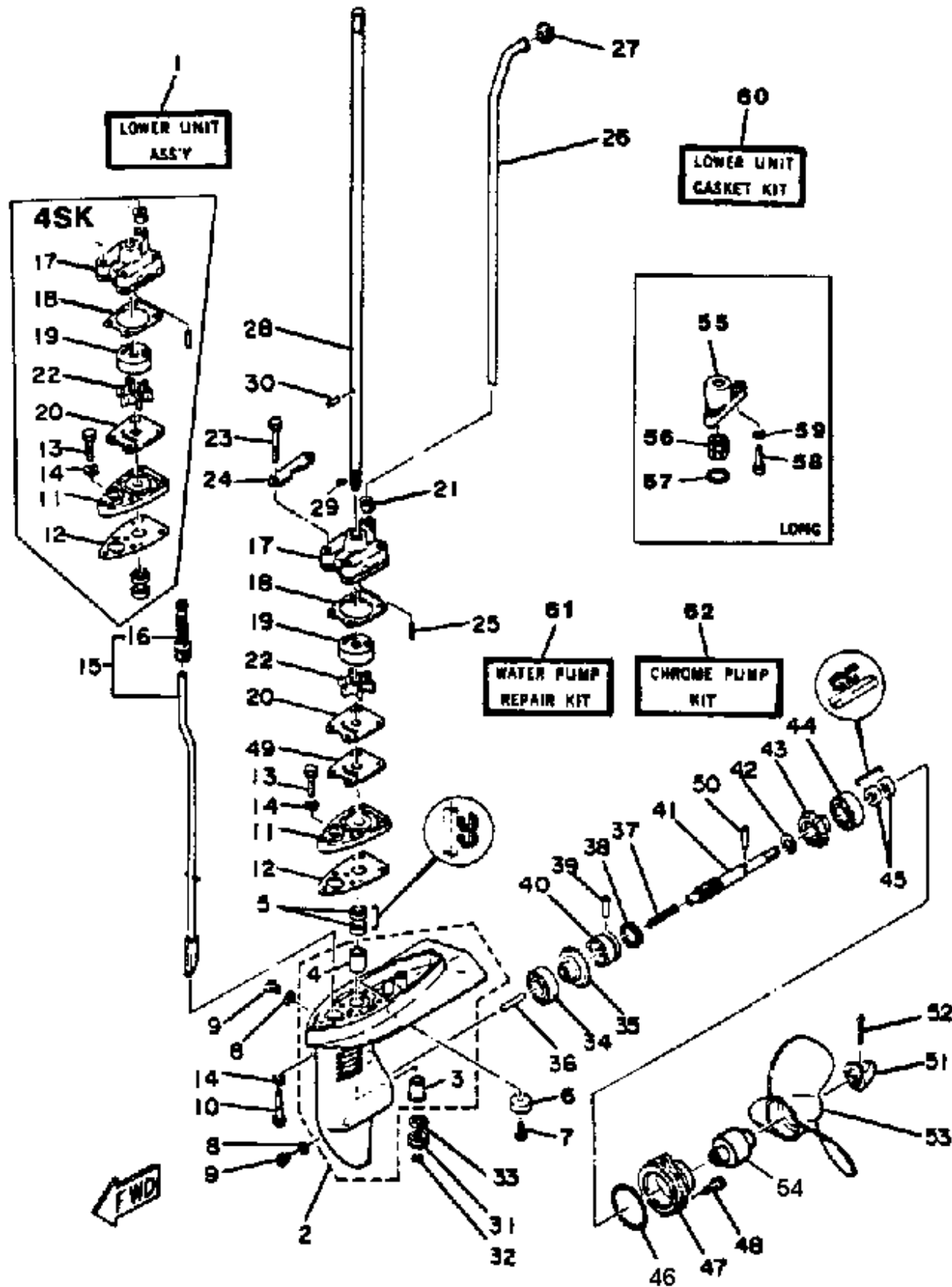


LOWER DRIVE

| Ref No. | Part Number | Description | Qty | Remarks |
|---------|-----------------|-----------------------|-----|----------------------|
| 1 | 6E0-45300-02-EK | LOWER UNIT ASSEMBLY | 1 | U.R.SHORT |
| 1 | 6E0-45300-12-EK | LOWER UNIT ASSEMBLY | 1 | U.R. LONG(NOT SHOWN) |
| 2 | 99999-02180-00 | CASING, LOWER | 1 | |
| 3 | 6E0-45317-09-00 | .BUSHING, DRIVE SHAFT | 1 | |
| 4 | 6E0-45316-09-00 | .BUSHING, DRIVE SHAFT | 1 | |
| 5 | 93101-10M25-00 | OIL SEAL | 2 | |
| 6 | 6G0-45251-00-00 | ANODE | 1 | |
| 7 | 90142-06M01-00 | SCREW, COUNTERSUNK | 1 | |
| 8 | 90430-08020-00 | GASKET | 3 | |
| 9 | 90340-08M04-00 | PLUG, STRAIGHT SCREW | 3 | |
| 10 | 97395-06035-00 | BOLT, HEXAGON | 2 | |
| 11 | 6E0-45321-01-5B | PLATE | 1 | SEE NOTE |
| 11 | 6E0-45321-00-00 | PLATE | 1 | SEE NOTE |
| 12 | 6E0-45315-00-00 | PACKING, LOWER CASE | 1 | |
| 13 | 97395-06025-00 | BOLT | 1 | |
| 14 | 92990-06600-00 | WASHER, PLATE | 3 | |
| 15 | 6E0-44150-00-00 | SHIFT CAM ASSY | 1 | U.R. SHORT |
| 15 | 6E0-44150-10-00 | SHIFT CAM ASSY | 1 | U.R. LONG(NOT SHOWN) |
| 16 | 6G1-44147-00-00 | .BOOT, SHIFT ROD | 1 | |
| 17 | 6E0-44311-00-00 | HOUSING, WATER PUMP | 1 | |

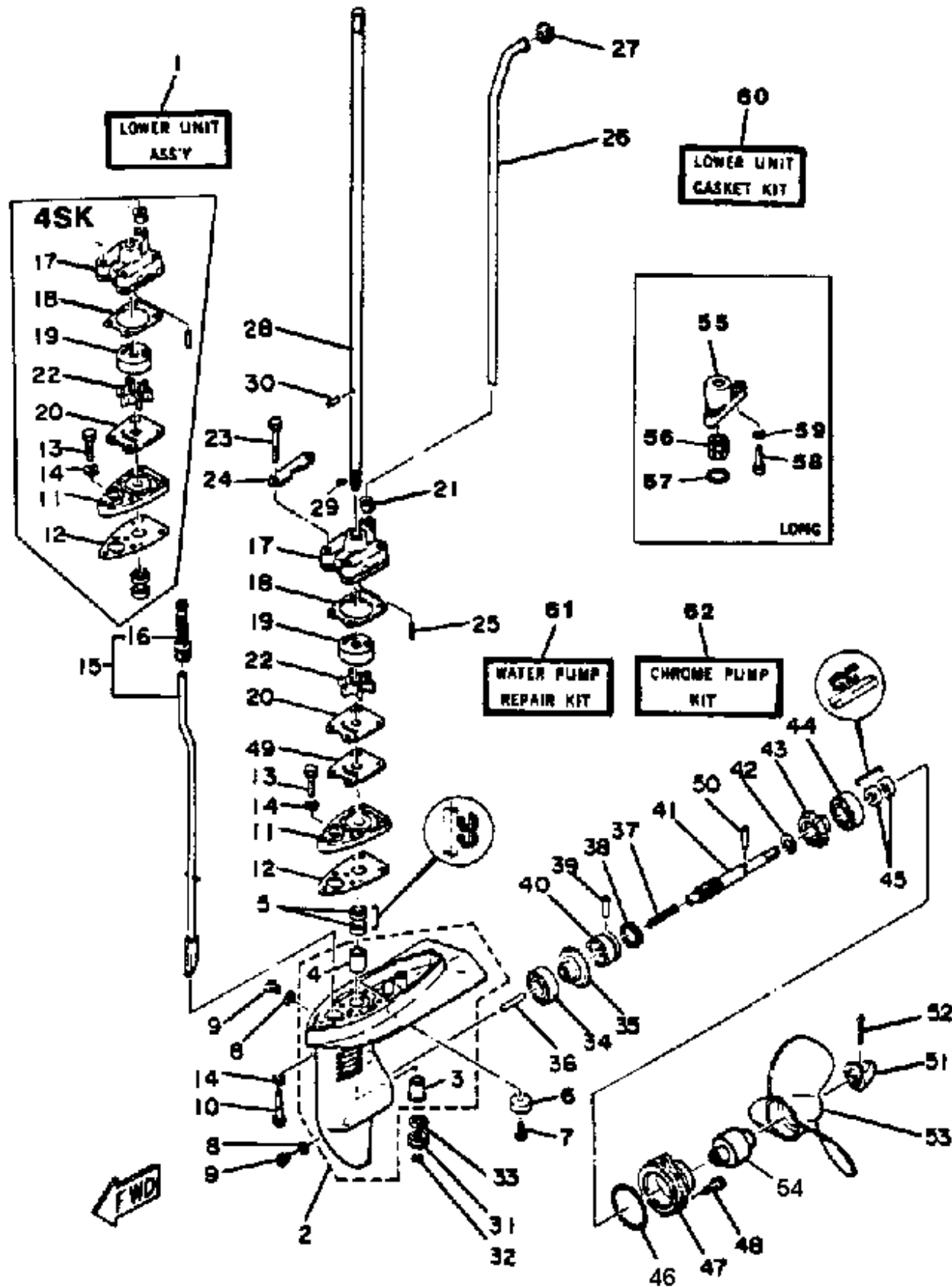
CONTINUED ON NEXT FRAME >



LOWER DRIVE

| Ref No. | Part Number | Description | Qty | Remarks |
|---------|-----------------|------------------------|-----|----------------------|
| 18 | 6E0-44315-00-00 | GASKET, WATER PUMP | 1 | |
| 19 | 6E0-44322-02-00 | INSERT, CARTRIDGE | 1 | |
| 19 | 6E0-44322-40-00 | INSERT, CARTRIDGE | 1 | |
| 20 | 6E0-44323-00-00 | OUTER PLATE, CARTRIDGE | 1 | |
| 20 | 6E0-44323-40-00 | OUTER PLATE, CARTRIDGE | 1 | ALT.PART(NOT SHOWN) |
| 21 | 6E0-44366-00-00 | DAMPER, WATER SEAL 2 | 1 | |
| 22 | 6E0-44352-00-00 | IMPELLER | 1 | |
| 23 | 97395-06045-00 | BOLT, HEXAGON | 4 | |
| 24 | 6E0-44328-00-00 | PLATE | 2 | |
| 25 | 93604-18080-00 | .PIN, DOWEL | 2 | |
| 26 | 6E0-44361-00-00 | TUBE, WATER | 1 | U.R. SHORT |
| 26 | 6E0-44361-10-00 | TUBE, WATER | 1 | U.R. LONG(NOT SHOWN) |
| 27 | 646-44365-00-00 | DAMPER, WATER SEAL | 1 | |
| 28 | 6E0-45511-00-00 | SHAFT, DRIVE (SHORT) | 1 | U.R. SHORT |
| 28 | 6E0-45511-10-00 | DRIVE SHAFT (LONG) | 1 | U.R. LONG(NOT SHOWN) |
| 29 | 90467-08M01-00 | CLIP | 1 | |
| 30 | 93604-09066-00 | PIN, DOWEL | 1 | |
| 31 | 6E0-45551-00-00 | PINION (13T) | 1 | |
| 32 | 99009-06600-00 | CIRCLIP | 1 | |
| 33 | 90201-11M49-00 | WASHER, PLATE | 1 | |

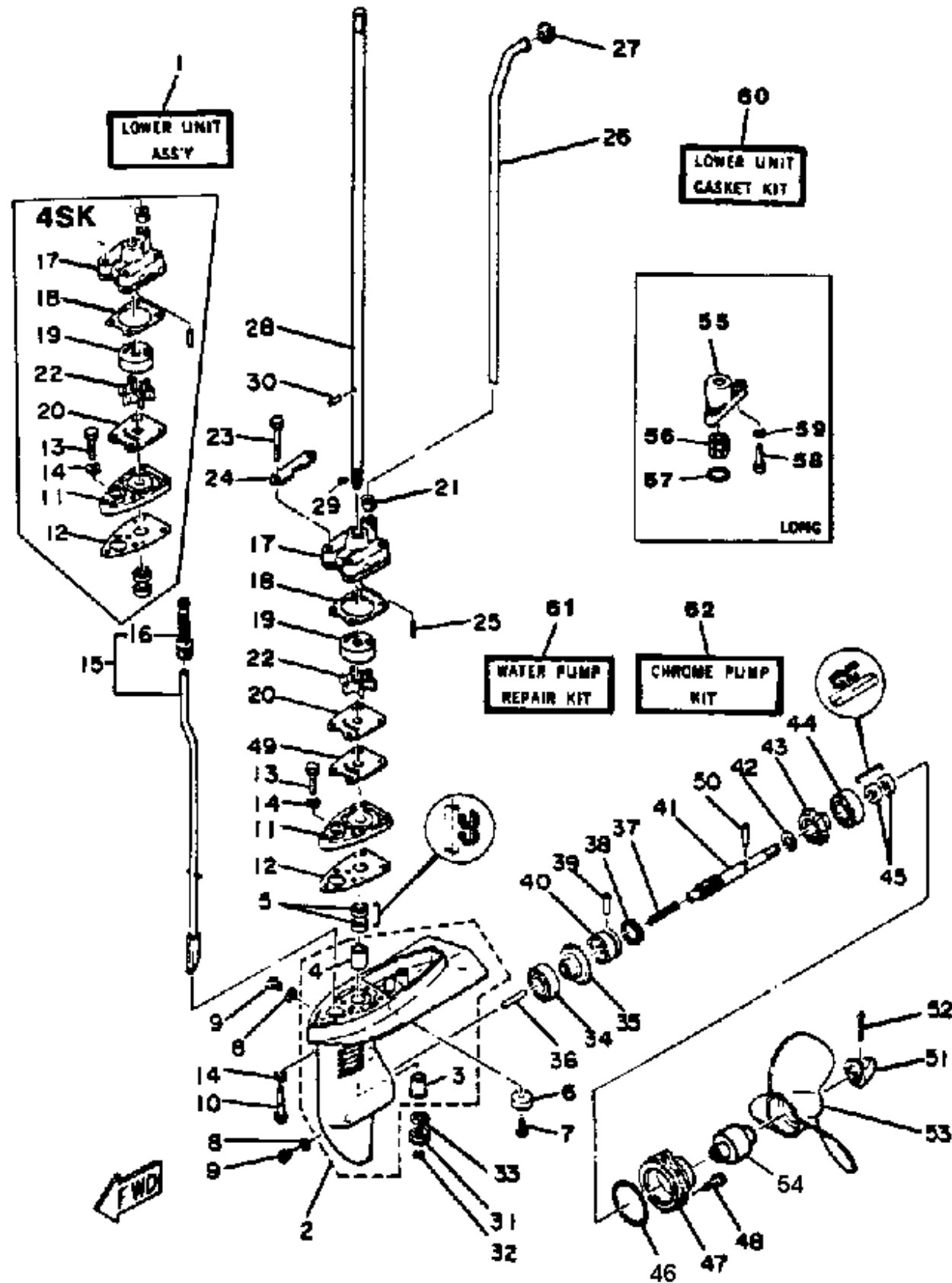
CONTINUED ON NEXT FRAME >



LOWER DRIVE

| Ref No. | Part Number | Description | Qty | Remarks |
|---------|-----------------|-----------------------------------|-----|----------|
| 34 | 93306-00426-00 | BEARING | 1 | |
| 35 | 6E0-45560-00-00 | GEAR | 1 | |
| 36 | 654-45635-00-00 | PLUNGER, SHIFT | 1 | |
| 37 | 90501-10064-00 | SPRING, COMPRESSION | 1 | |
| 38 | 654-45633-00-00 | RING, CROSS PIN | 1 | |
| 39 | 90250-05046-00 | PIN, STRAIGHT | 1 | |
| 40 | 6E0-45631-00-00 | CLUTCH, DOG | 1 | |
| 41 | 6E0-45611-00-00 | SHAFT, PROPELLER | 1 | |
| 42 | 90201-13M50-00 | WASHER, PLATE | 1 | |
| 43 | 6E0-45570-00-00 | GEAR | 1 | |
| 44 | 93306-004U0-00 | BEARING | 1 | |
| 45 | 93101-13M12-00 | OIL SEAL | 2 | |
| 46 | 93210-48214-00 | O-RING | 1 | |
| 47 | 6E0-45361-09-EK | CAP, LOWER CASING | 1 | |
| 48 | 95895-06016-00 | BOLT, FLANGE | 2 | |
| 49 | 6E0-44316-00-00 | GASKET, WATER PUMP | 1 | SEE NOTE |
| 50 | 90250-05009-00 | PIN, STRAIGHT | 1 | |
| 51 | 647-45616-02-00 | NUT, PROPELLER | 1 | |
| 52 | 91490-30040-00 | PIN, COTTER | 1 | |
| 53 | 6E0-45943-00-EL | PROPELLER, ALUMINUM (7 X 7-12"-B) | 1 | |

CONTINUED ON NEXT FRAME >



LOWER DRIVE

| Ref No. | Part Number | Description | Qty | Remarks |
|---------|-----------------|--|-----|----------|
| 53 | 6E0-45941-00-EL | PROPELLER, ALUMINUM (8 X 7-1/2"-B) | 1 | |
| 53 | 6E0-45945-00-EL | PROPELLER, ALUMINUM (7-1/4 X 7-1/2"-B) | 1 | |
| 54 | 654-45981-00-00 | DAMPER RUBBER PROP | 1 | |
| 55 | 6E0-45331-00-5B | HOUSING, BEARING | 1 | LONG |
| 56 | 6E0-45318-01-00 | BUSHING, DRIVE SHAFT | 1 | LONG |
| 57 | 93420-22M03-00 | CIRCLIP | 1 | LONG |
| 58 | 97890-05025-00 | .SCREW, PAN HEAD | 1 | LONG |
| 58 | 97890-05025-00 | .SCREW, PAN HEAD | 2 | LONG |
| 59 | 92990-05600-00 | WASHER, PLATE | 1 | LONG |
| 59 | 92990-05600-00 | WASHER, PLATE | 2 | LONG |
| 60 | 6E0-W0001-21-00 | LOWER UNIT GASKET KIT | 1 | SEE NOTE |
| 61 | 6E0-W0078-02-00 | WATER PUMP REPAIR KIT | 1 | SEE NOTE |
| 62 | 6E0-W0078-0A-00 | CHROME PUMP KIT | 1 | SEE NOTE |

