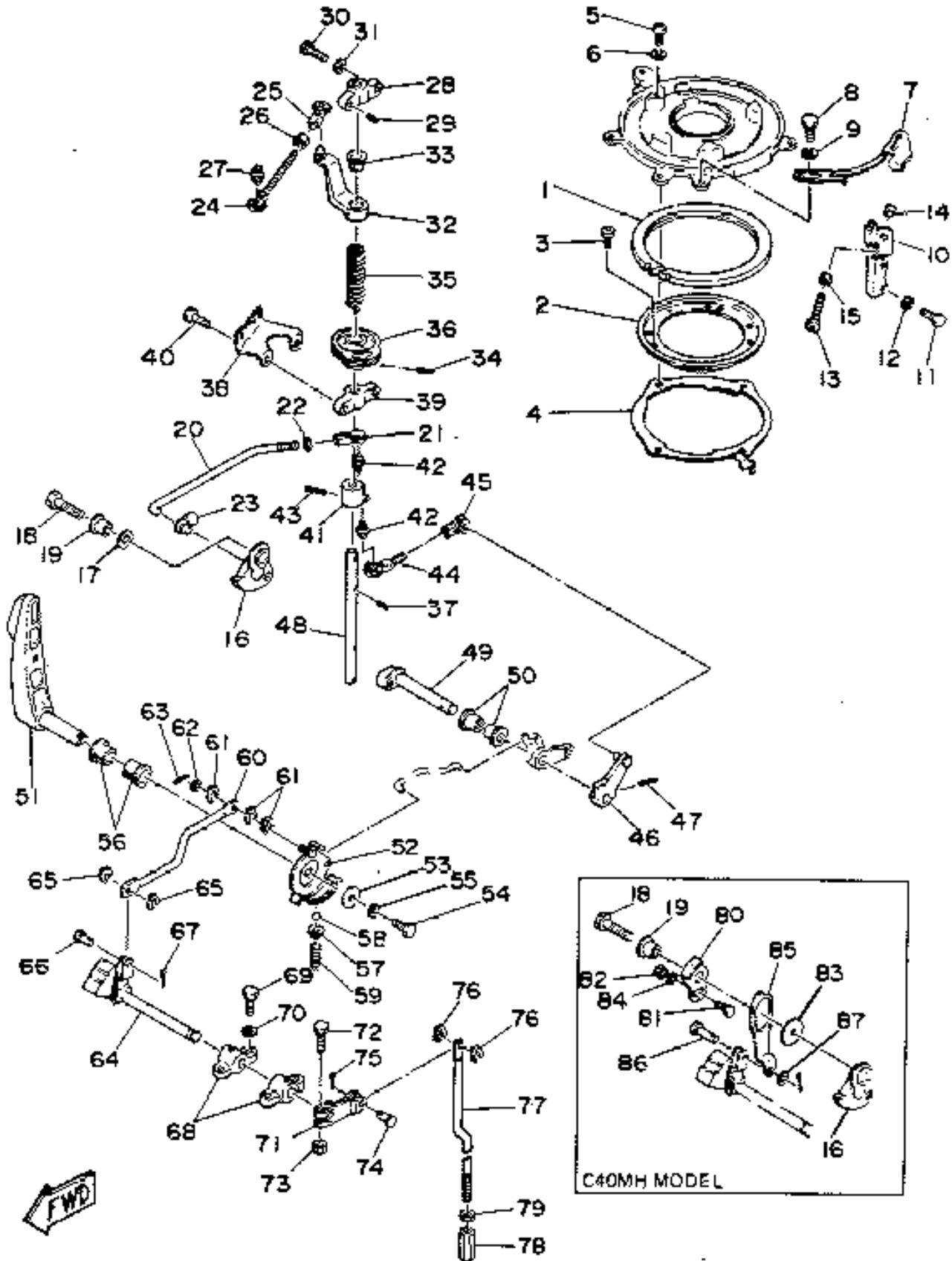


# CONTROL ENGINE

Ref No.	Part Number	Description	Qty	Remarks
1	676-41611-00-00	RETAINER, MAGNETO BASE	1	
2	689-41612-01-00	RETAINER, MAGNETO BASE	1	
3	98580-06012-00	SCREW, PAN HEAD	4	
4	676-41613-00-00	PLATE, BASE FRICTION	1	
5	98580-05012-00	.SCREW, PAN HEAD	4	
6	92990-05100-00	WASHER, SPRING	4	
7	6E9-41615-00-00	STOPPER, MAGNETO BASE	1	
8	97313-06010-00	BOLT, HEXAGON	2	
9	92990-06600-00	.WASHER, PLATE	2	
10	679-41606-00-00	STOPPER MAGNETO BASE COMP. 2	1	
11	97095-06016-00	BOLT	2	
12	92990-06100-00	WASHER, SPRING	2	
13	90157-06M13-00	SCREW, PAN HEAD	1	
14	663-44194-00-00	CAP	1	
15	95380-06700-00	NUT	1	
16	6E9-41213-01-00	CAM, ACCEL.	1	
17	90206-10M04-00	.WASHER, WAVE	1	C40ER/PR
18	97095-06030-00	BOLT	1	
19	90387-06M29-00	COLLAR	1	
20	6E9-41211-00-00	LINK, ACCEL.	1	

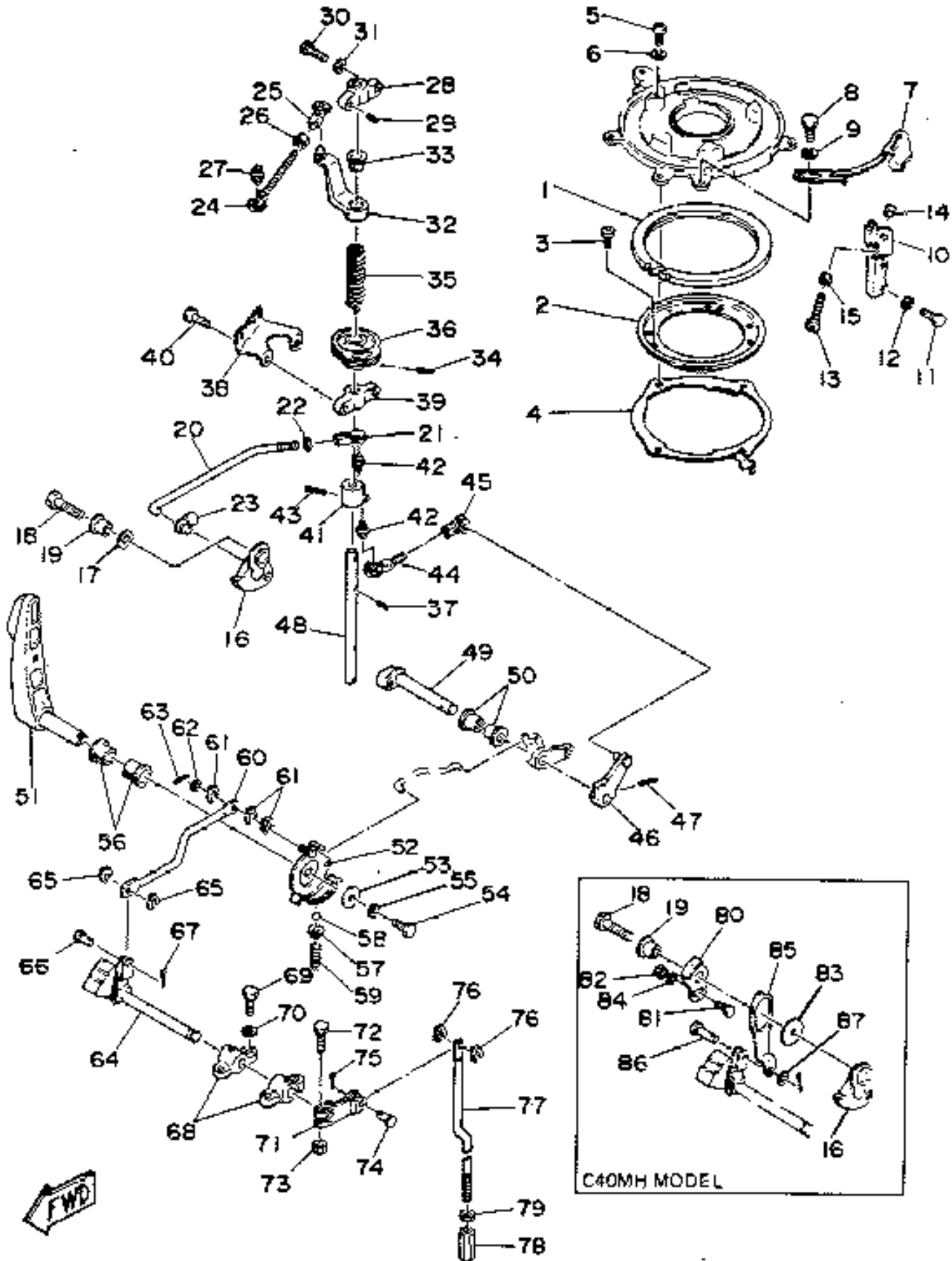
CONTINUED ON NEXT FRAME >



# CONTROL ENGINE

Ref No.	Part Number	Description	Qty	Remarks
21	6H1-41237-00-00	JOINT, LINK	1	
22	95380-05600-00	.NUT	1	
23	6R5-41237-00-00	JOINT, LINK	1	
24	682-41238-01-00	JOINT, LINK	1	
25	682-41237-00-00	JOINT, LINK 2	1	
26	95380-05600-00	.NUT	1	
27	663-85518-00-00	JOINT, BALL	1	
28	676-41661-00-00	BRACKET	1	
29	91690-40010-00	PIN, SPRING	1	
30	97595-06520-00	BOLT, WITH WASHER	1	
31	92990-06600-00	.WASHER, PLATE	1	
32	676-41631-00-94	LEVER, MAGNETO CONTROL	1	
33	90386-10009-00	.BUSH	1	
34	91690-30018-00	PIN, SPRING	1	
35	90508-20M01-00	SPRING, TORSION	1	
36	679-41638-00-00	PULLEY	1	
37	91690-30018-00	PIN, SPRING	1	
38	676-14497-00-00	STAY, THROTTLE WIRE	1	
39	676-41662-00-00	BRACKET 2	1	
40	97595-06520-00	BOLT, WITH WASHER	2	

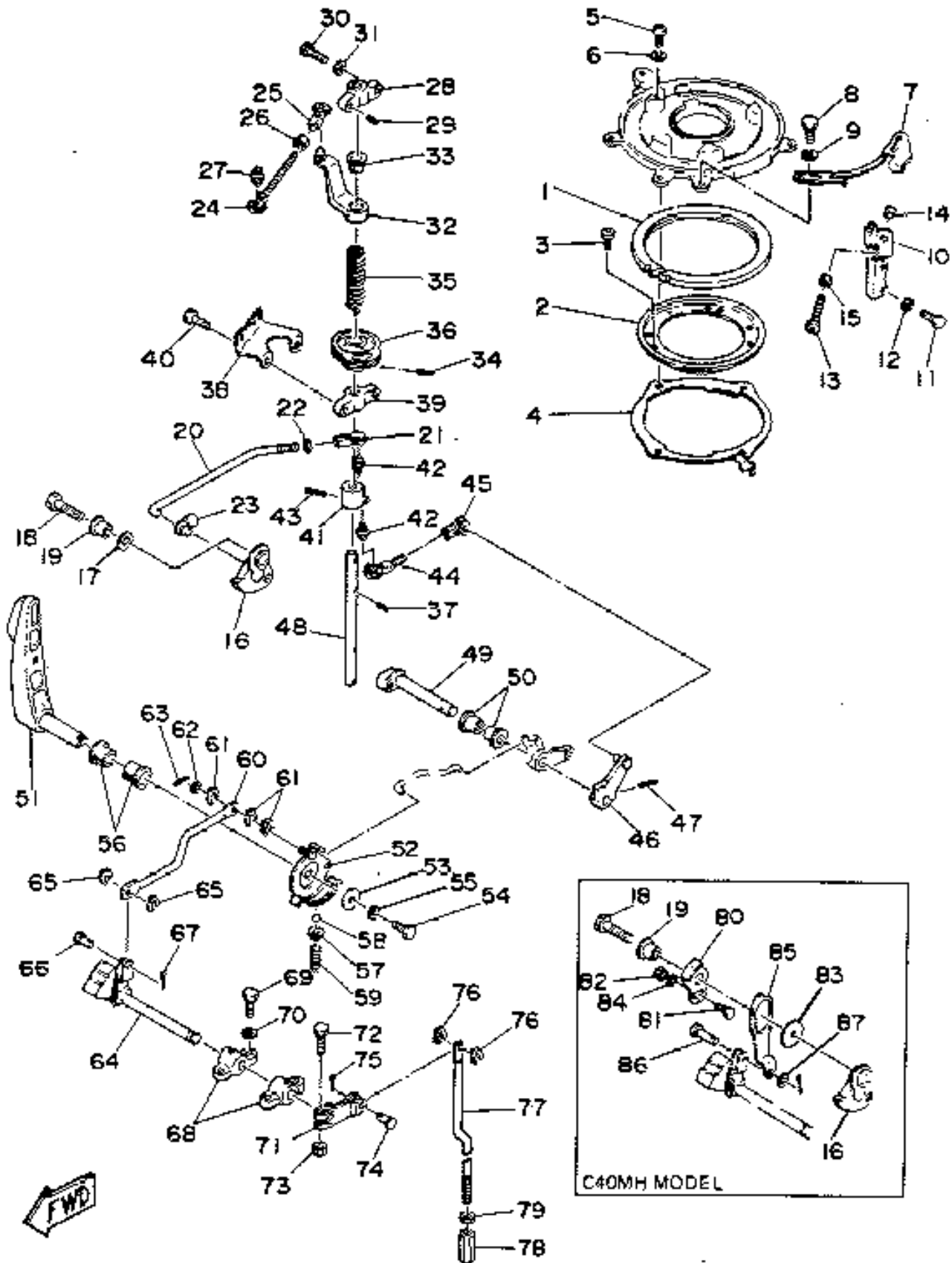
CONTINUED ON NEXT FRAME >



# CONTROL ENGINE

Ref No.	Part Number	Description	Qty	Remarks
41	6E9-41632-00-94	LEVER, MAGNETO CONTROL	1	
42	663-85518-00-00	JOINT, BALL	2	
43	91690-30018-00	PIN, SPRING	1	
44	679-41241-01-00	ROD, LINK	1	
45	6H1-41237-00-00	JOINT, LINK	1	
46	676-42154-00-94	LEVER, THROTTLE CONTROL	1	
47	91690-40022-00	.PIN, SPRING	1	
48	676-41635-00-00	SHAFT, LINK CONNECTING	1	
49	676-42153-01-94	SHAFT, THROTTLE CONTROL	1	
50	90386-10009-00	.BUSH	2	
51	6A0-44111-00-EK	HANDLE, GEAR SHIFT	1	
52	6A0-44113-00-00	CAM PLATE, HANDLE	1	
53	90201-06M02-00	WASHER, PLATE	1	
54	97095-06012-00	.BOLT	1	
55	92990-06100-00	WASHER, SPRING	1	
56	90386-13M38-00	BUSH	2	
57	676-42715-00-00	BUSHING	1	
58	93505-16024-00	BALL	1	
59	90501-12274-00	SPRING, COMPRESSION	1	
60	6E9-44142-00-00	JOINT 1	1	

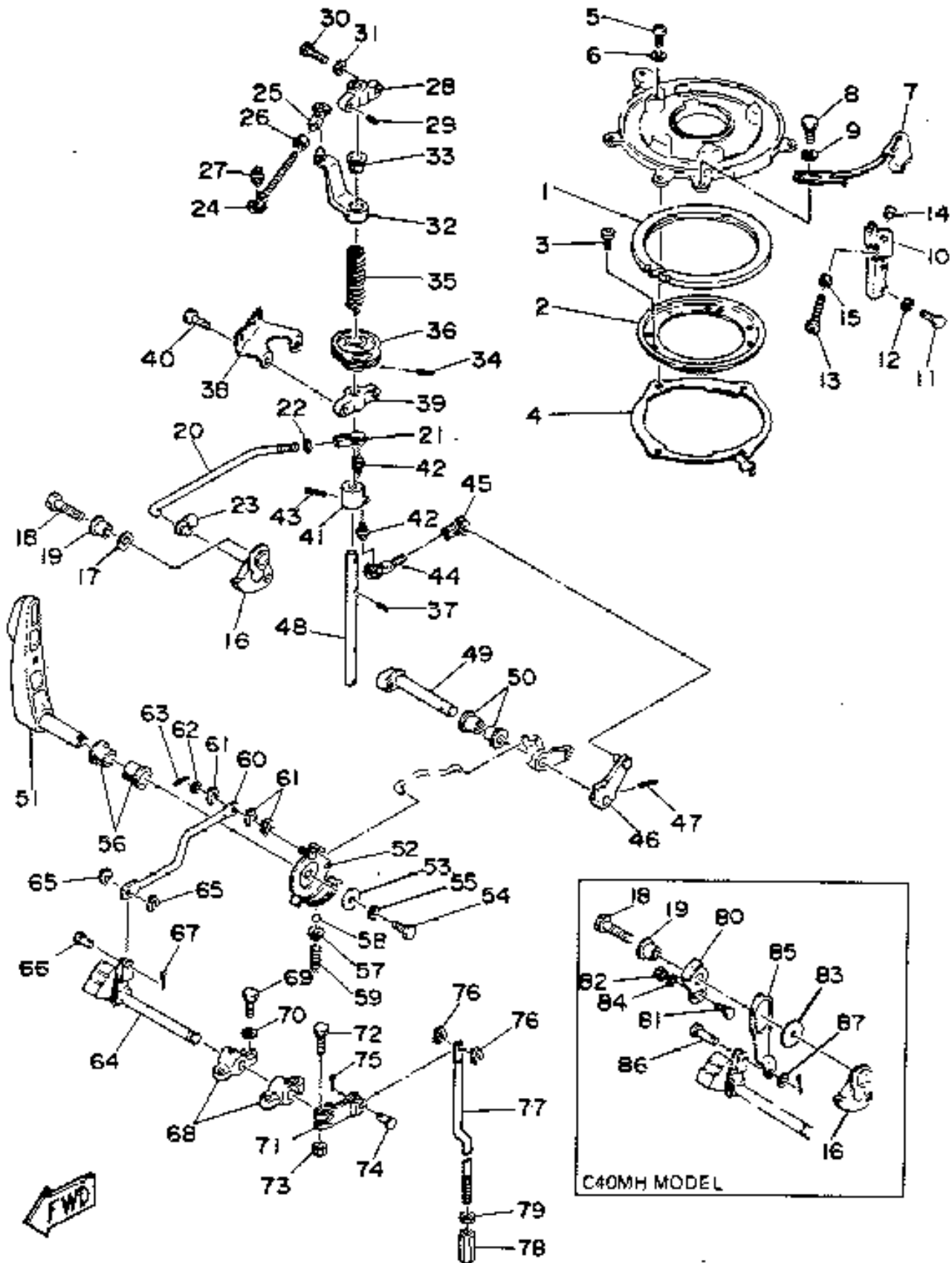
CONTINUED ON NEXT FRAME >



# CONTROL ENGINE

Ref No.	Part Number	Description	Qty	Remarks
61	676-44188-00-00	WASHER	3	
62	92990-05600-00	WASHER, PLATE	1	
63	91490-16010-00	PIN. COTTER	1	
64	6E9-44119-01-00	SHAFT, CHANGE	1	
65	676-44188-00-00	WASHER	2	
66	91790-05014-00	PIN, CLEVIS	1	C40ER/PR
67	91490-16010-00	PIN. COTTER	1	
68	676-41662-00-00	BRACKET 2	2	
69	97095-06020-00	BOLT	4	
70	92990-06600-00	.WASHER, PLATE	4	
71	676-44121-01-00	LEVER, SHIFT ROD	1	
72	97095-06020-00	BOLT	1	
73	95313-06700-00	NUT	1	
74	91790-05014-00	PIN, CLEVIS	1	
75	91490-16010-00	PIN. COTTER	1	
76	676-44188-00-00	WASHER	2	
77	676-44143-00-00	ROD, SHIFT	1	
78	648-44146-00-00	CONNECTOR, SHIFT ROD	1	
79	90170-07021-00	NUT	1	
80	6E9-42335-70-00	LEVER, ACCEL. CONTROL	1	C40MH

CONTINUED ON NEXT FRAME >



## CONTROL ENGINE

Ref No.	Part Number	Description	Qty	Remarks
81	97313-05012-00	BOLT, HEXAGON	1	C40MH
82	95380-05600-00	.NUT	1	C40MH
83	90201-06416-00	WASHER, PLATE	1	C40MH
84	92990-05600-00	WASHER, PLATE	1	C40MH
85	6E9-42343-70-00	LEVER, SHIFT CONTROL	1	C40MH
86	90240-05M06-00	PIN, CLEVIS	1	C40MH
87	92990-05100-00	WASHER, SPRING	1	C40MH