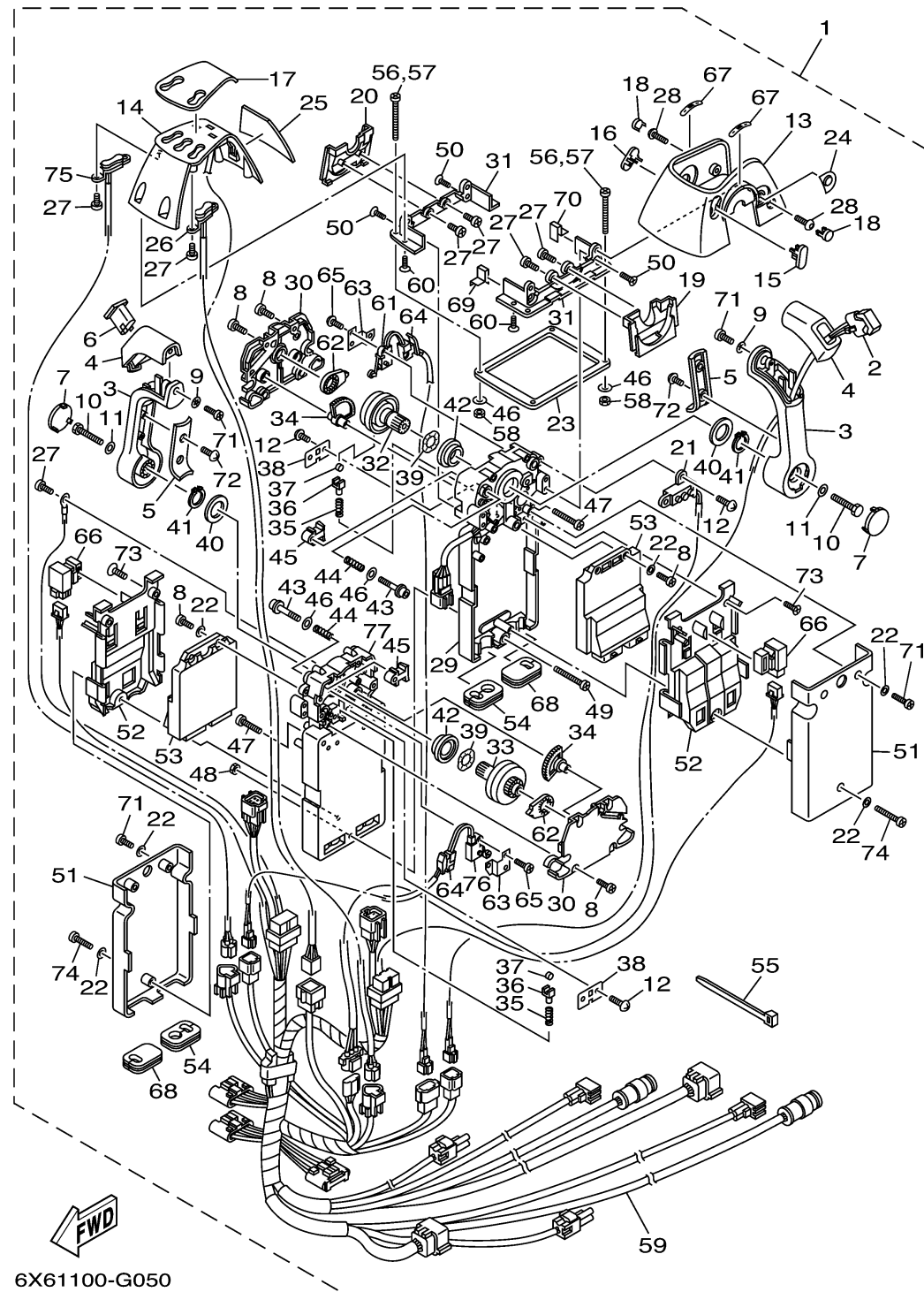


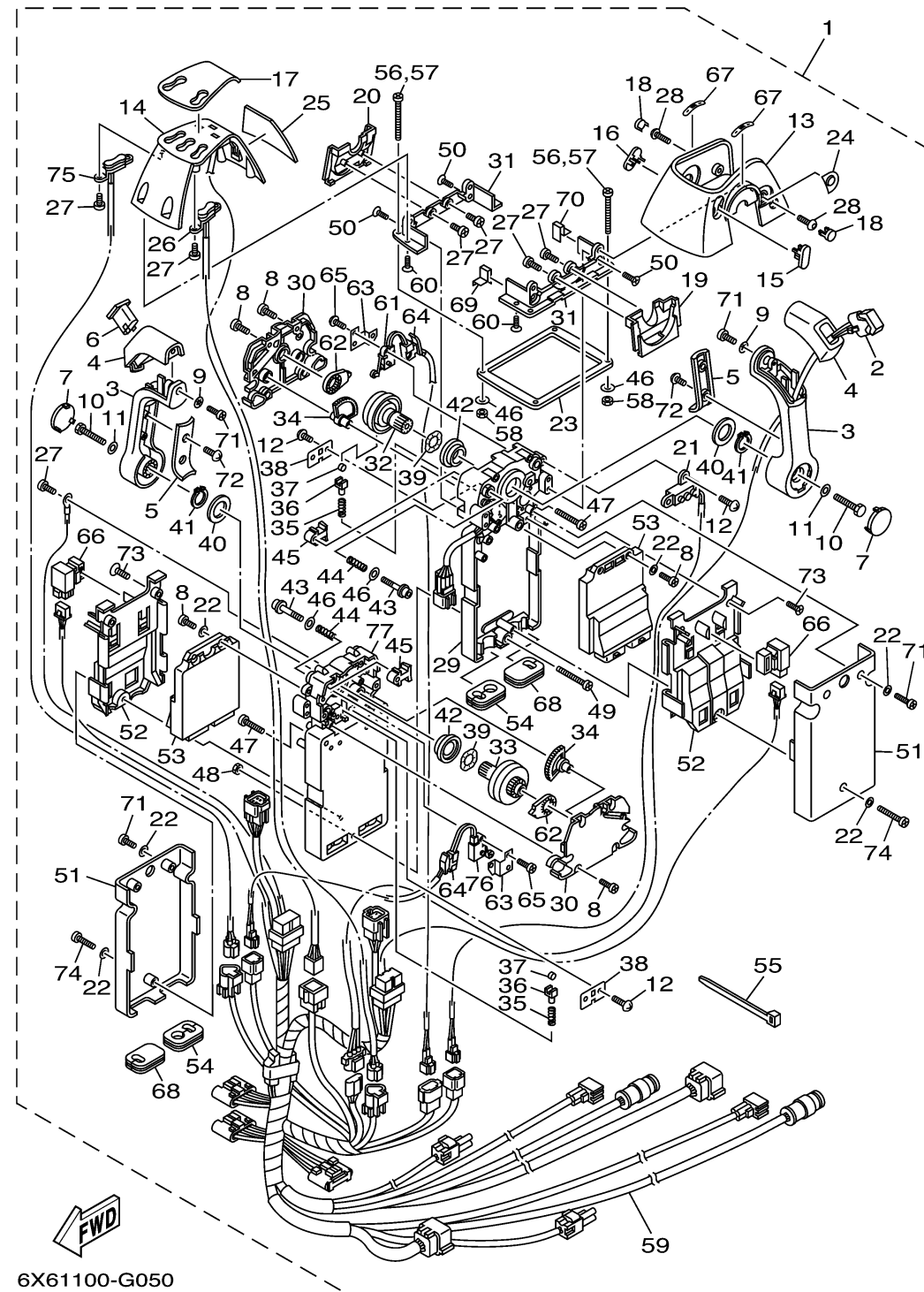
# DEC REMOTE CONTROL 2 (TWIN)



Ref No.	Part Number	Description	Qty	Remarks
1	6X6-48207-00-00	REMOTE CONTROL ASSY (TWIN)	1	ORDER FROM O/B SALES
1	6X6-48207-10-00	REMOTE CONTROL ASSY	1	ORDER FROM O/B SALES
1	6X6-48207-20-00	REMOTE CONTROL ASSY	1	ORDER FROM O/B SALES
2	6X6-82563-00-00	..TRIM & TILT SWITCH ASSY	1	
3	6X6-48221-00-00	..LEVER, CONTROL	2	
4	6X6-48222-00-00	..GRIP, CONTROL LEVER	2	
5	6X6-48224-00-00	..COVER, CONTROL LEVER	2	
6	6X6-48222-10-00	..GRIP, CONTROL LEVER	1	
7	6X6-48224-10-00	..COVER, CONTROL LEVER	2	
8	98580-05014-00	..SCREW, PAN HEAD	12	
9	92990-05300-00	..WASHER, INTERNAL TOOTH	2	
10	6X6-48171-00-00	..BOLT	2	
11	92990-08600-00	..WASHER, PLATE	2	
12	EL8-48127-00-00	..SCREW 1	6	
13	6X6-48119-10-00	..COVER	1	
14	6X6-84301-10-00	..PILOT LIGHT ASSY 1	1	
15	6X6-48167-10-00	..PLUG	1	
16	6X6-48167-20-00	..PLUG	1	
17	6X6-48215-10-00	..GRAPHIC	1	
18	6X6-48167-60-00	..PLUG	2	

CONTINUED ON NEXT FRAME >

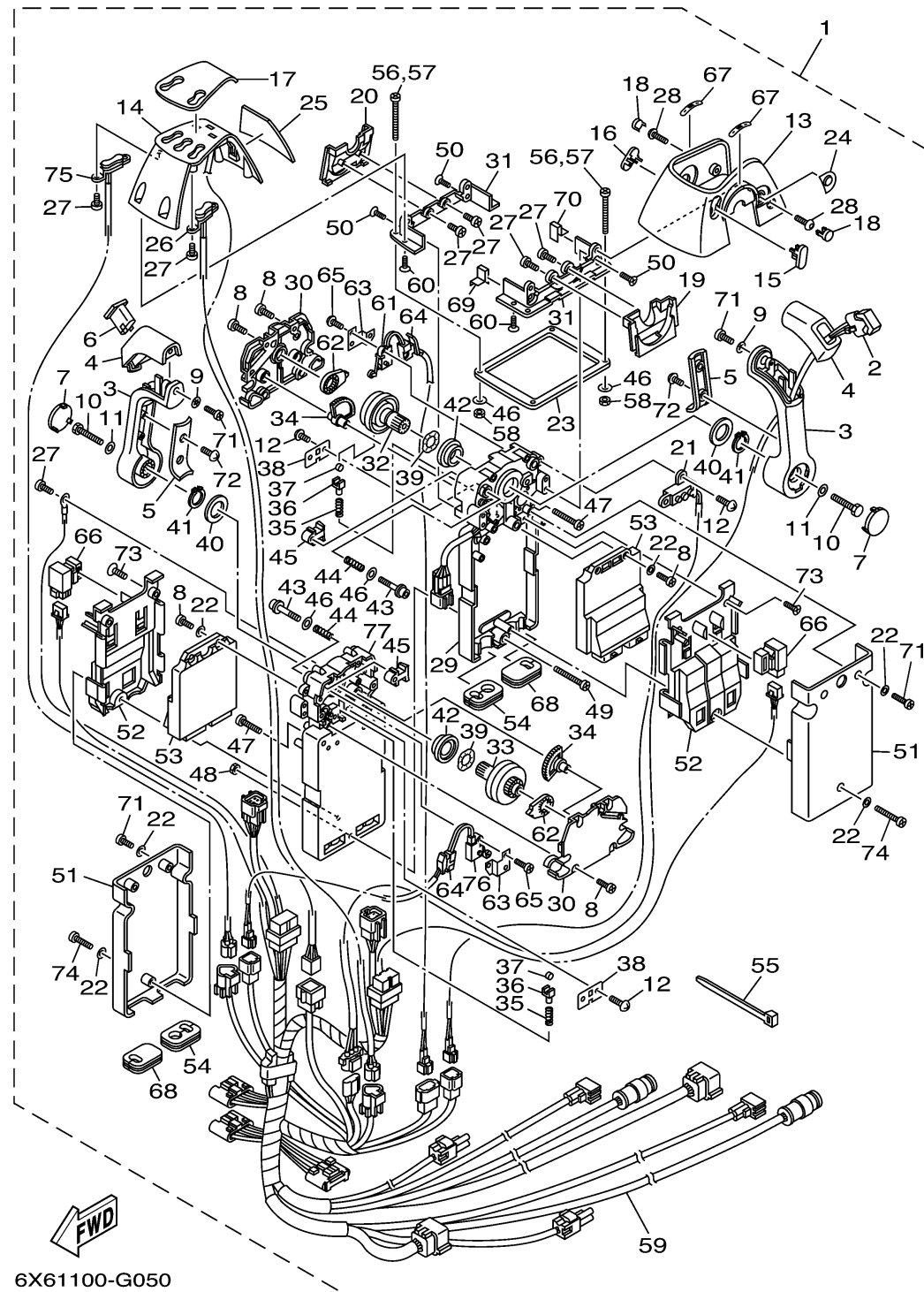
# DEC REMOTE CONTROL 2 (TWIN)



Ref No.	Part Number	Description	Qty	Remarks
19	6X6-48219-10-00	..COVER, LEAD	1	
20	6X6-48219-20-00	..COVER, LEAD	1	
21	6X6-8259E-00-00	..SWITCH ASSY	1	
22	92990-05200-00	..WASHER, PLAIN	10	
23	6X6-48176-10-00	..GROMMET	1	
24	6X6-48225-00-00	..COVER	1	
25	6X6-48216-10-00	..GRAPHIC	1	
26	6X6-82563-10-00	..TRIM & TILT SWITCH ASSY	1	
27	98580-04010-00	..SCREW, PAN HEAD	9	
28	92D80-05016-00	..BOLT, SOCKET HEAD	2	
29	6X6-481A0-01-00	..REMO-CON. CASE ASSY	1	
30	6X6-48212-00-00	..BACK PLATE 1	2	
31	6X6-48144-10-00	..PLATE, STOPPER 2	2	
32	6X6-48242-01-00	..SHAFT, DRIVE	1	
33	6X6-48242-11-00	..SHAFT, DRIVE	1	
34	6X6-48233-00-00	..GEAR 2	2	
35	6X6-48238-00-00	..SPRING, DETENT	2	
36	6X6-48237-00-00	..ADAPTOR	2	
37	6X6-48236-00-00	..ROLLER, DETENT	2	
38	6X6-48189-00-00	..RETAINER	2	

CONTINUED ON NEXT FRAME >

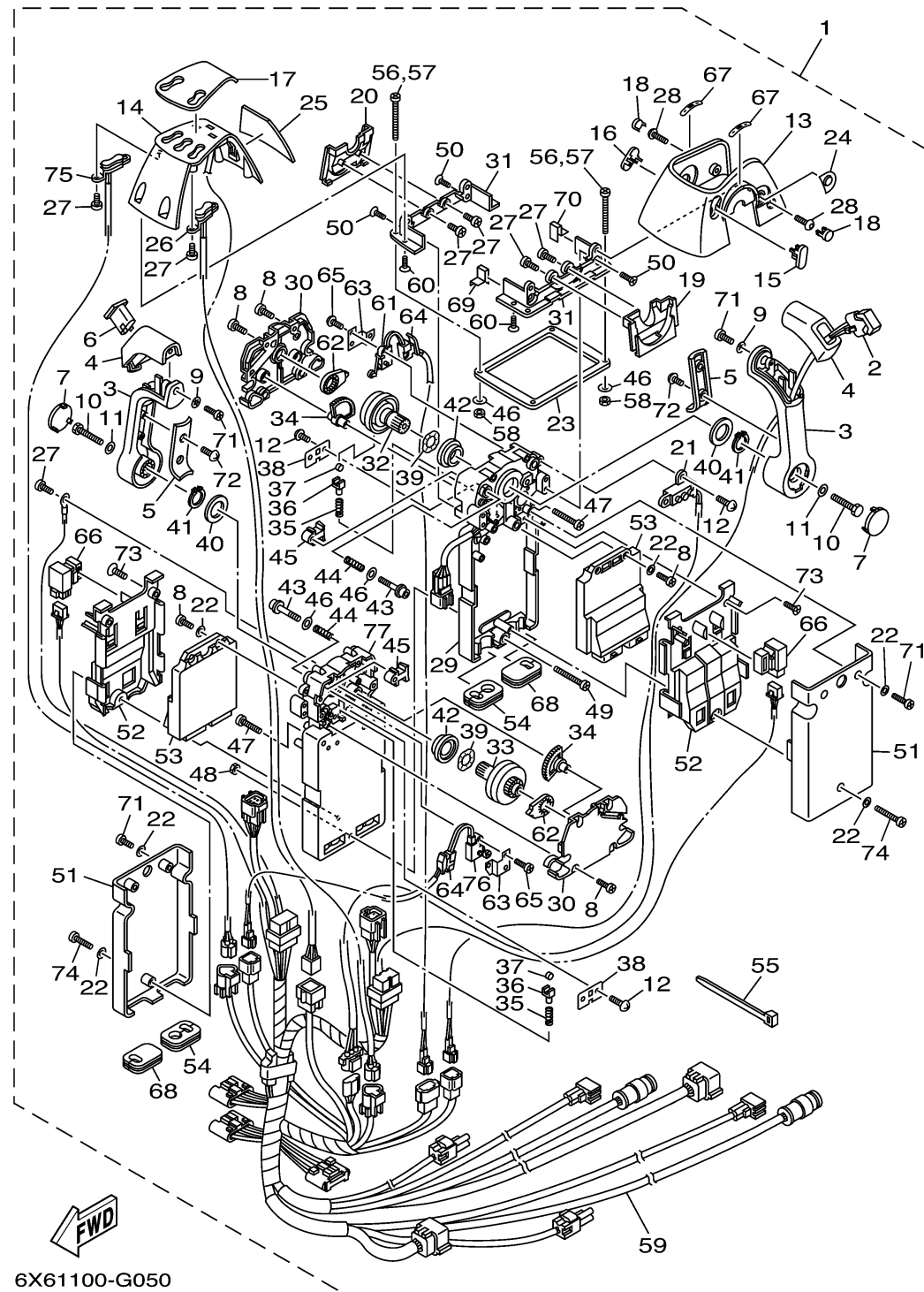
# DEC REMOTE CONTROL 2 (TWIN)



Ref No.	Part Number	Description	Qty	Remarks
39	703-48198-00-00	.WASHER, WAVE	2	
40	6X6-48193-00-00	.WASHER 3	2	
41	6X6-48118-00-00	.CLIP, SHIFT LEVER	2	
42	6X6-48234-00-00	.BUSHING 1	2	
43	6X6-48267-00-00	.BOLT SET	2	
44	6X6-48158-00-00	.SPRING 1	2	
45	6X6-48264-00-00	.FRICTION, THROTTLE	2	
46	704-48287-00-00	.WASHER	6	
47	98580-05025-00	.SCREW, PAN HEAD	2	
48	704-48156-00-00	.NUT 1	1	
49	704-48283-00-00	.SCREW	1	
50	98780-05014-00	.SCREW, FLAT HEAD	4	
51	6X6-48213-00-00	.BACK PLATE 2	2	
52	6X6-48228-00-00	.HOLDER, SWITCH	2	
53	6X6-85590-10-00	.CONTROL UNIT ASSY	2	
53	6X6-85590-00-00	.CONTROL UNIT ASSY	2	2 STATION
54	6X6-48175-00-00	.BOOT	2	
54	6X6-48175-00-00	.BOOT	4	2 STATION
55	703-82591-00-00	.BAND	6	
55	703-82591-00-00	.BAND	8	2 STATION

CONTINUED ON NEXT FRAME >

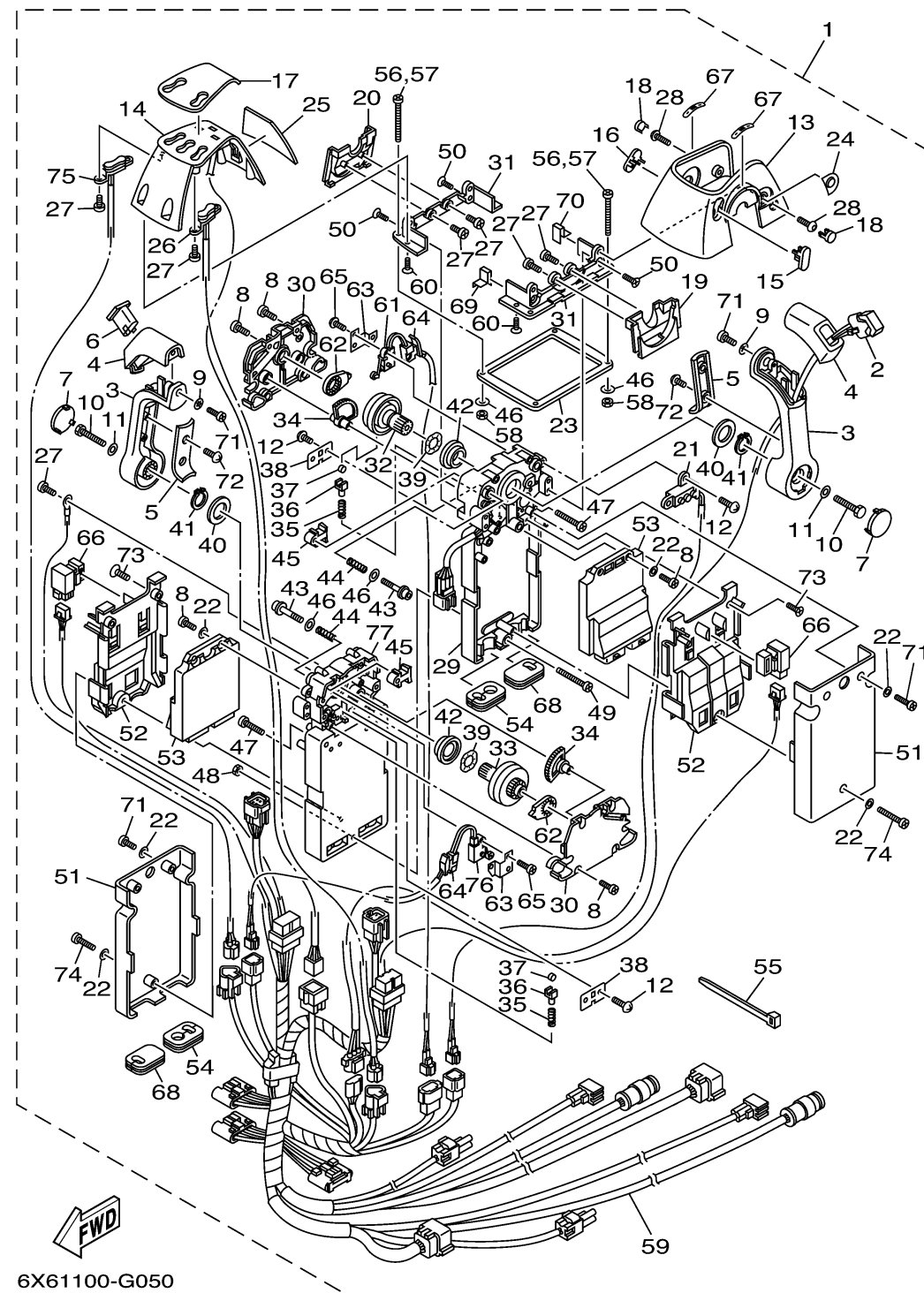
# DEC REMOTE CONTROL 2 (TWIN)



Ref No.	Part Number	Description	Qty	Remarks
56	97780-50145-00	..SCREW, TAPPING	4	
57	98580-05060-00	..SCREW, PAN HEAD	4	
58	95380-05600-00	..NUT	4	
59	6X6-82590-10-00	...WIRE HARNESS ASSY	1	
59	6X6-82590-30-00	.. WIRE HARNESS ASSY	1	2 STATION MAIN HELM
59	6X6-82590-60-00	... WIRE HARNESS ASSY	1	2 STATION 2ND HELM
60	6X6-48129-00-00	..SCREW 3	4	
61	6X6-82540-00-00	..NEUTRAL SWITCH ASSY	1	
62	6X6-48241-00-00	..ARM, DRIVE	2	
63	6X6-48245-01-00	..PLATE, LOCK	2	
64	6X6-82545-00-00	..GROMMET	2	
65	6X6-8252V-00-00	..SCREW, SPECIAL	4	
66	704-81950-10-00	..RELAY ASSY	2	
67	6X6-44191-00-00	..INDICATOR, SHIFT	2	
68	6X6-48175-10-00	..BOOT	2	
69	6X6-48176-50-00	..GROMMET	1	
70	6X6-48176-60-00	..GROMMET	1	
71	6X6-48127-00-00	..SCREW 1	6	
72	6X6-48128-00-00	..SCREW 2	4	
73	6X6-81146-00-00	..SCREW 2	4	

CONTINUED ON NEXT FRAME >

# DEC REMOTE CONTROL 2 (TWIN)



Ref No.	Part Number	Description	Qty	Remarks
74	6X6-81145-00-00	..SCREW 1	2	
75	6X6-82563-20-00	..TRIM & TILT SWITCH ASSY	1	
76	6X6-82540-10-00	..NEUTRAL SWITCH ASSY	1	
77	6X6-481A0-21-00	..REMO-CON. CASE ASSY	1	