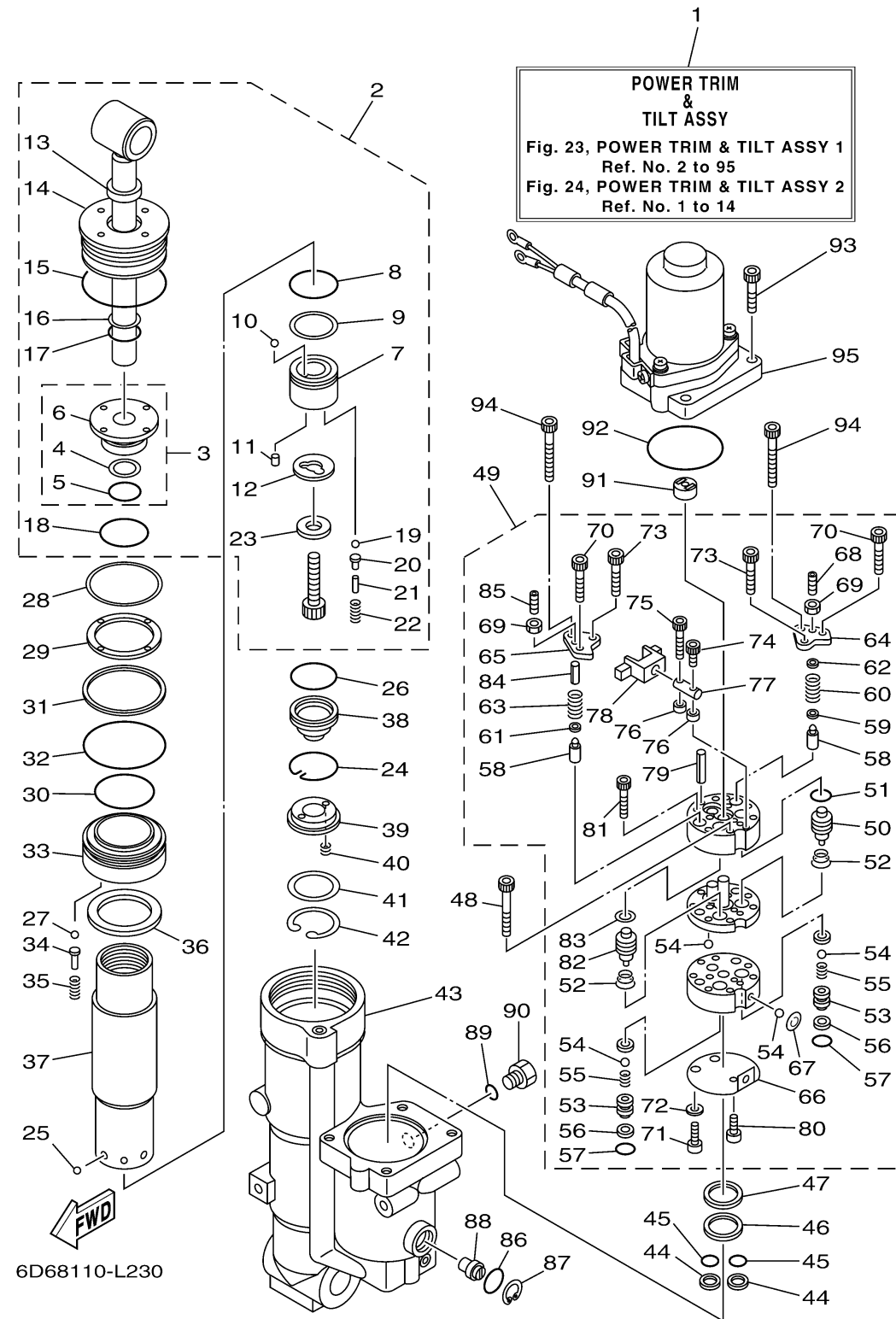


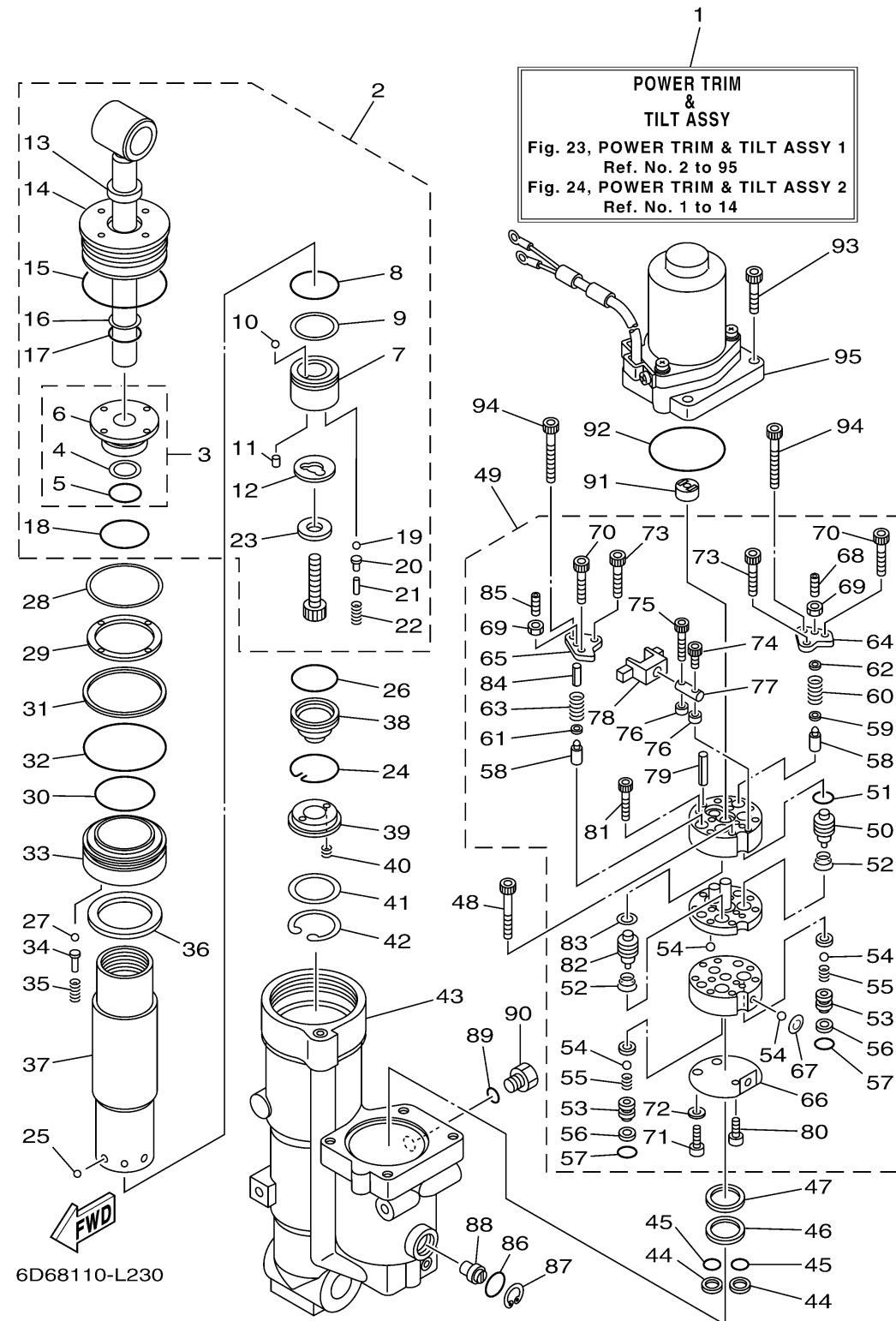
# POWER TRIM TILT ASSY 1



Ref No.	Part Number	Description	Qty	Remarks
1	6D8-43800-01-8D	POWER TRIM & TILT ASSY	1	
2	67F-43810-01-00	TILT PISTON SUB ASSY	1	
3	67F-4380R-00-00	..CYLINDER END SUB ASSY	1	
4	6H1-43872-10-00	..RING, BACK UP	1	
5	6D8-43863-00-00	.. O-RING	1	
6	67F-43862-00-00	.. SCREW, CYLINDER END	1	
7	67F-4385A-01-00	..PISTON, TILT	1	
8	93210-29375-00	..O-RING	1	
9	62X-43871-00-00	..RING, BACK UP	1	
10	93501-08001-00	.. BALL	1	
11	93602-07244-00	..PIN, DOWEL	2	
12	67F-22435-00-00	..PLATE, VALVE 2	1	
13	6H1-43812-00-00	..SEAL, DUST	1	
14	67F-43821-00-00	..SCREW, TRIM CYLINDER END	1	
15	67F-43861-00-00	..O-RING	1	
16	6H1-43872-10-00	..RING, BACK UP	1	
17	6D8-43863-00-00	.. O-RING	1	
18	62X-43862-00-00	..O-RING	1	
19	93501-08001-00	.. BALL	2	
20	65W-4386A-00-00	..PIN, ABSORBER VALVE	2	

CONTINUED ON NEXT FRAME >

# POWER TRIM TILT ASSY 1

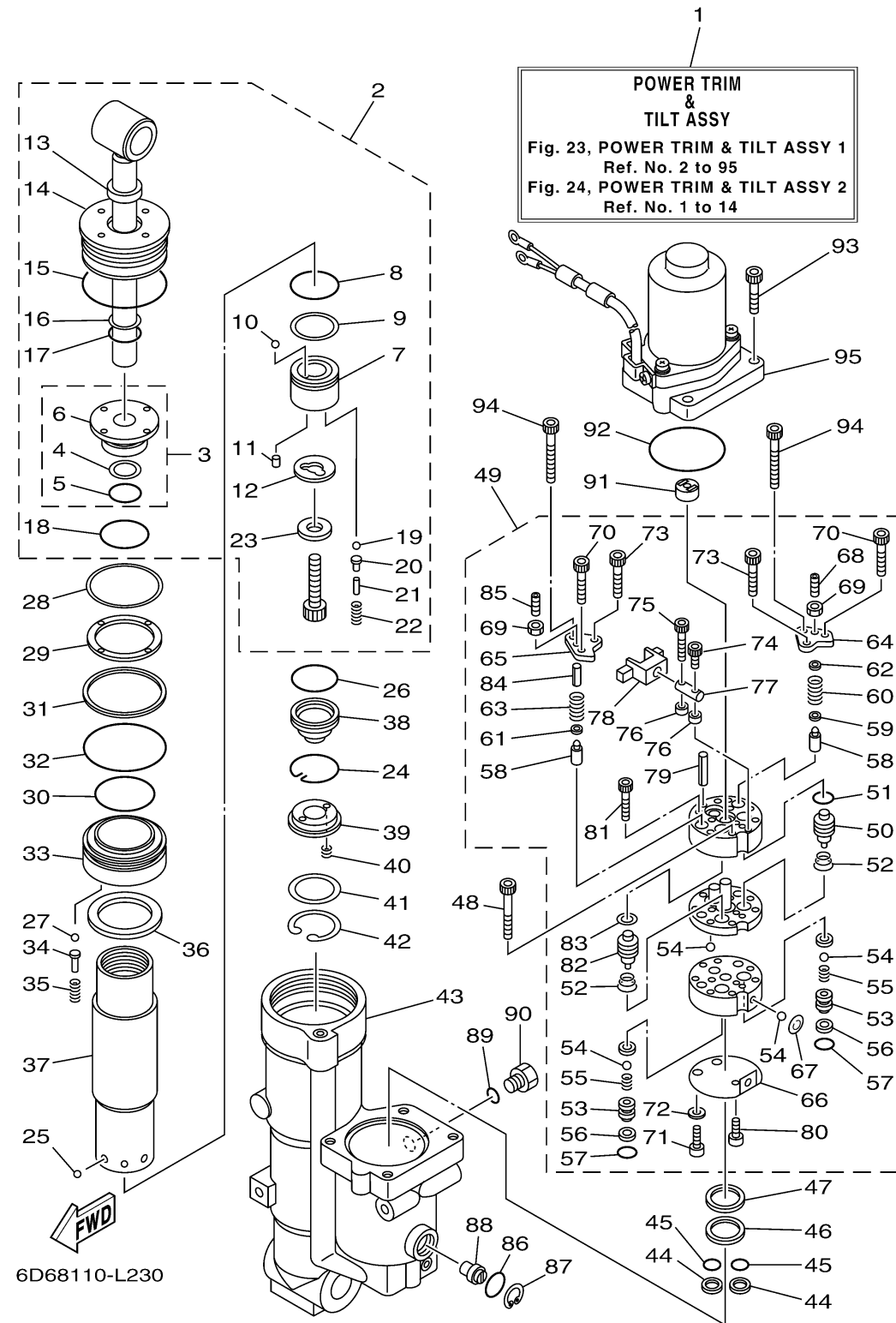


Ref No.	Part Number	Description	Qty	Remarks
21	688-4386F-00-00	. .PIN, STRAIGHT	2	
22	65W-43853-00-00	. .SPRING, MAIN VALVE	2	
23	67F-43893-00-00	. .WASHER	1	
24	67F-43875-00-00	RING, SNAP	1	
25	93503-16003-00	BALL	6	
26	67F-43863-00-00	O-RING	1	
27	93501-08001-00	BALL	5	
28	67F-43899-00-00	PLATE STOPPER	1	
29	67F-43816-00-00	FILTER 1	1	
30	67F-43862-00-00	SCREW, CYLINDER END	1	
31	67F-43871-00-00	RING, BACK UP	1	
32	62X-43865-00-00	O-RING	1	
33	67F-4388A-00-00	PISTON, TRIM	1	
34	6T4-4386A-00-00	PIN, ABSORBER VALVE	5	
35	67F-43857-00-00	SPRING, ABSORBER VALVE	5	
36	67F-4381J-00-00	PLATE	1	
37	67F-22471-01-00	CYLINDER, SHOCK ABSORBER	1	
38	67F-4381B-00-00	FREE PISTON SUB ASSY	1	
39	62X-43899-00-00	PLATE STOPPER	1	
40	62X-4384H-00-00	SPRING	2	

CONTINUED ON NEXT FRAME >



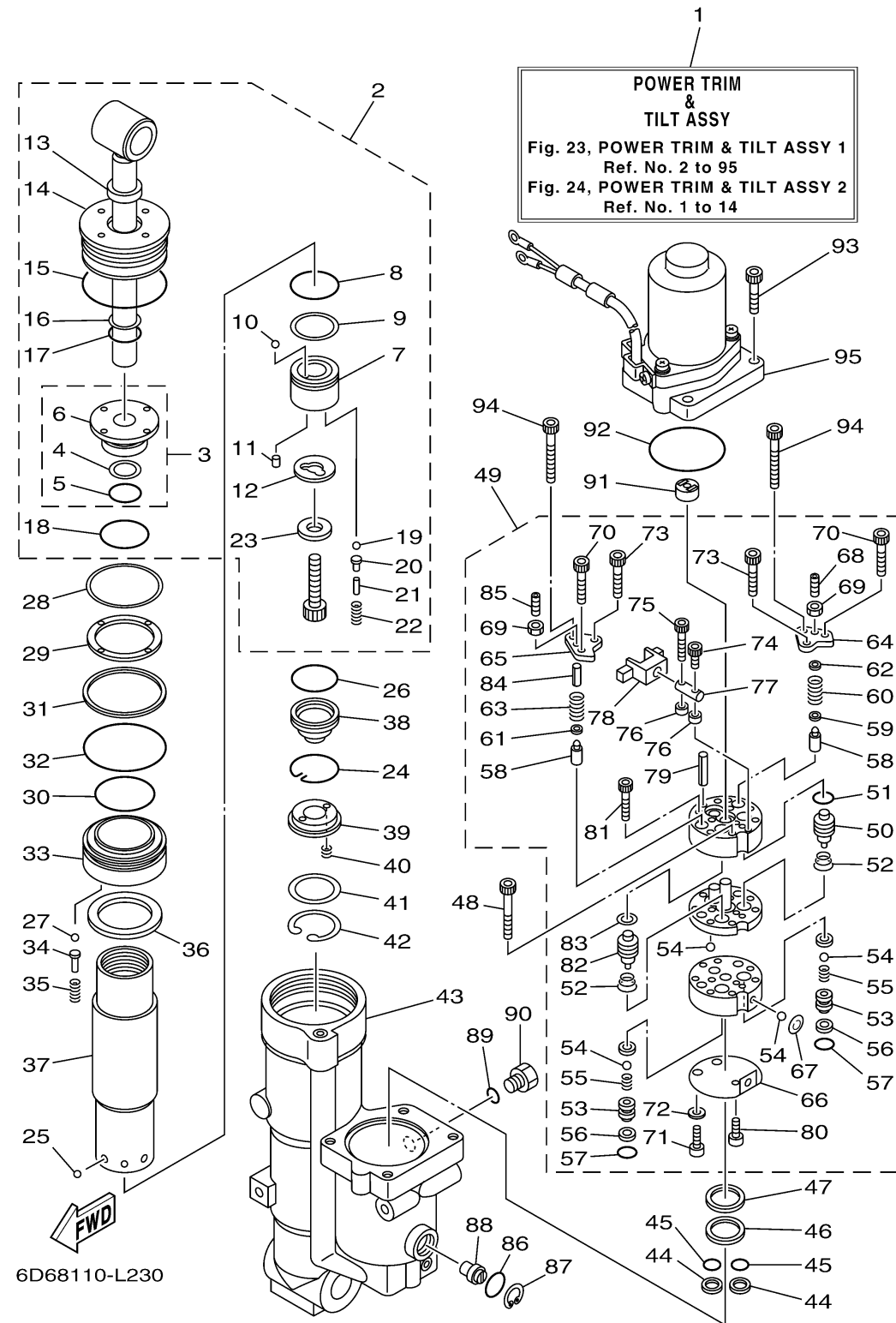
# POWER TRIM TILT ASSY 1



Ref No.	Part Number	Description	Qty	Remarks
61	6C6-43893-00-00	..WASHER	1	
62	6C5-4381K-00-00	..HOLDER	1	
63	6D8-43856-00-00	..SPRING, DOWN RELIEF	1	
64	6C5-4382K-00-00	..CAP, RELIEF VALVE	1	
65	6C5-4382L-00-00	..CAP, RELIEF VALVE	1	
66	6C5-43895-00-00	..SEAT, RELIEF VALVE	1	
67	6C5-43854-00-00	..SPRING, MANUAL RELEASE	1	
68	92A08-03110-00	..SCREW SET	1	
69	95302-03600-00	..NUT	2	
70	91318-05030-00	..BOLT	2	
71	6C6-43878-00-00	..BOLT, SOCKET	2	
72	62Y-4387G-00-00	..WASHER	2	
73	91318-04030-00	..BOLT	2	
74	91318-03016-00	..BOLT	1	
75	6C6-4388E-00-00	..PLUG, TAPER SCREW	1	
76	6C6-4388F-00-00	..SPACER	2	
77	6C6-4386G-00-00	..PIN, STRAIGHT 2	1	
78	6C6-4386E-00-00	..LEVER 1	1	
79	91609-50028-00	..PIN, SPRING	2	
80	91318-03005-00	..BOLT	1	

CONTINUED ON NEXT FRAME >

# POWER TRIM TILT ASSY 1



Ref No.	Part Number	Description	Qty	Remarks
81	91318-05025-00	. .BOLT	2	
82	6C5-43841-00-00	. .PISTON, SHUTTLE	1	
83	6C5-43872-00-00	. .RING, BACK UP	1	
84	6D8-4381G-00-00	. .PIN 1	1	
85	92A08-03012-00	. .SCREW SET	1	
86	6D8-43863-00-00	O-RING	1	
87	6H1-43875-00-00	RING, SNAP	1	
88	6D8-43845-00-00	SCREW, MANUAL RELEASE	1	
89	93210-09165-00	O-RING	1	
90	6H1-43829-00-00	PLUG, RESERVOIR	1	
91	6D8-43831-00-00	CONNECTOR, SHAFT	1	
92	93210-64488-00	O-RING	1	
93	65W-43888-00-00	BOLT, SOCKET	4	
94	91318-05050-00	BOLT	2	
95	6D8-43880-01-00	MOTOR ASSY	1	REFER TO FIG.24