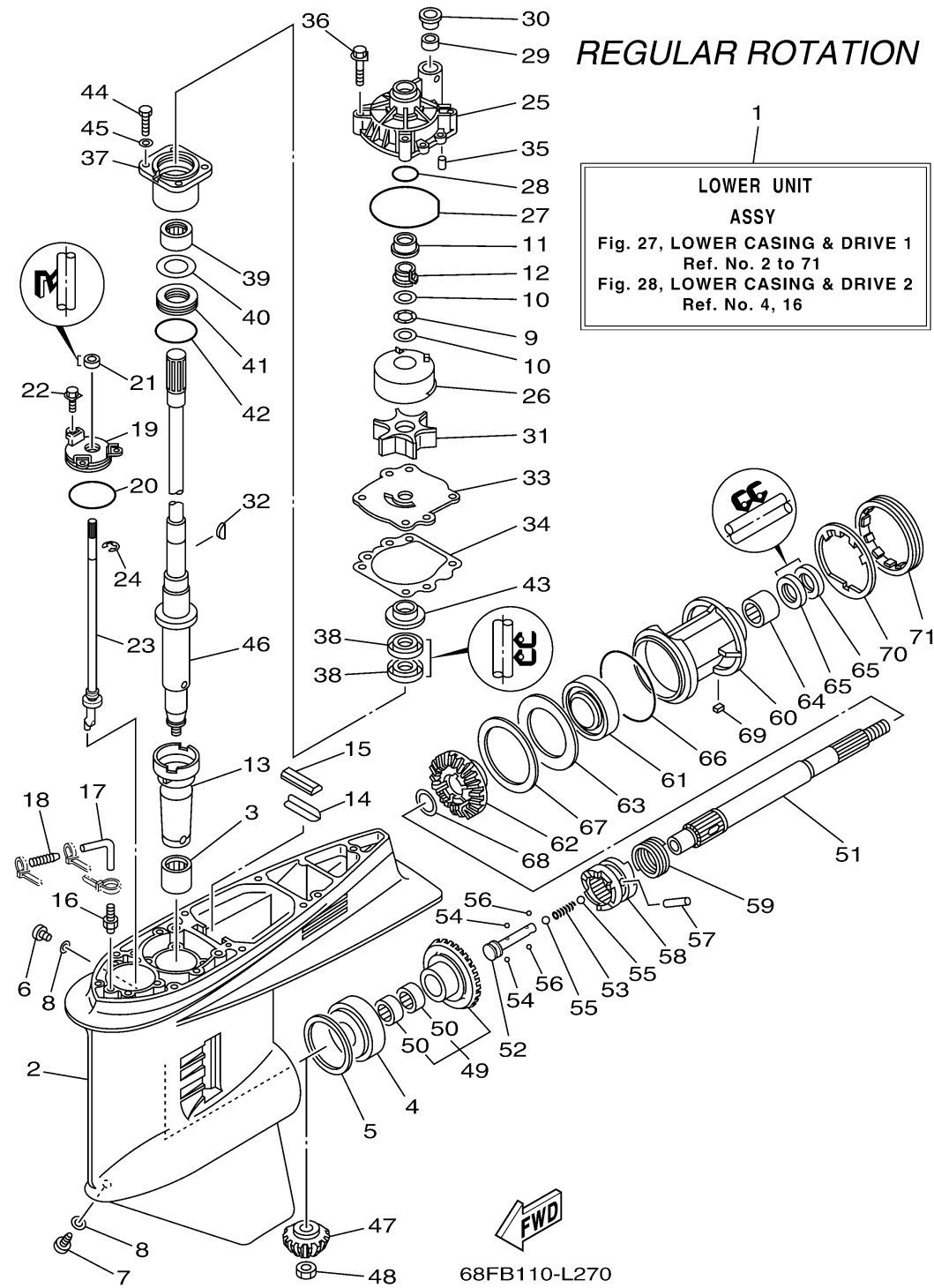


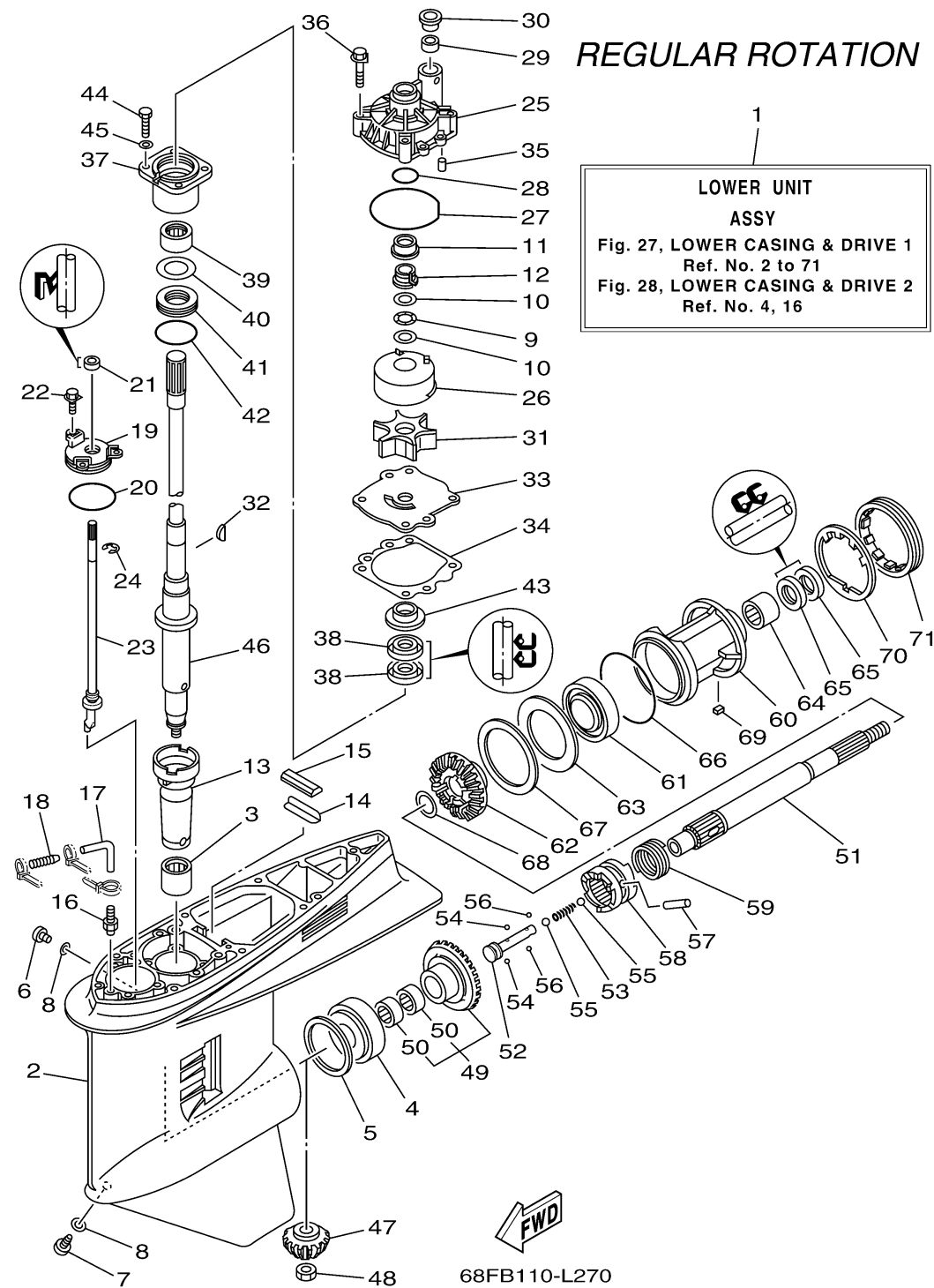
LOWER CASING DRIVE 1



Ref No.	Part Number	Description	Qty	Remarks
1	64E-45300-23-8D	LOWER UNIT ASSY	1	X(25.3"), RH
2	6J9-45301-07-8D	CASING, LOWER	1	
3	93311-928U5-00	BEARING	1	
4	93332-000V3-00	BEARING	1	
5	6G5-45567-10-00	SHIM (T:0.12MM)	1	UR
5	6G5-45567-01-00	SHIM (T:0.10MM)	1	UR
5	6G5-45567-20-00	SHIM (T:0.15MM)	1	UR
5	6G5-45567-60-00	SHIM (T:0.50MM)	1	UR
5	6G5-45567-50-00	SHIM (T:0.40MM)	1	UR
5	6G5-45567-30-00	SHIM (T:0.18MM)	1	UR
5	6G5-45567-40-00	SHIM (T:0.30MM)	1	UR
6	90340-08002-00	PLUG, STRAIGHT SCREW	1	
7	688-45341-10-00	PLUG, DRAIN	1	
8	90430-08020-00	.GASKET	2	
9	90206-22M19-00	WASHER, WAVE	1	
10	90201-22M01-00	WASHER, PLATE	2	
11	61A-45527-00-00	COLLAR, DRIVE SHAFT	1	
12	61A-45538-00-00	SPACER 1	1	
13	6G5-45536-01-00	SLEEVE, DRIVE SHAFT	1	
14	64D-45376-00-00	GUIDE, SEAL DAMPER	1	X(25.3")

CONTINUED ON NEXT FRAME >

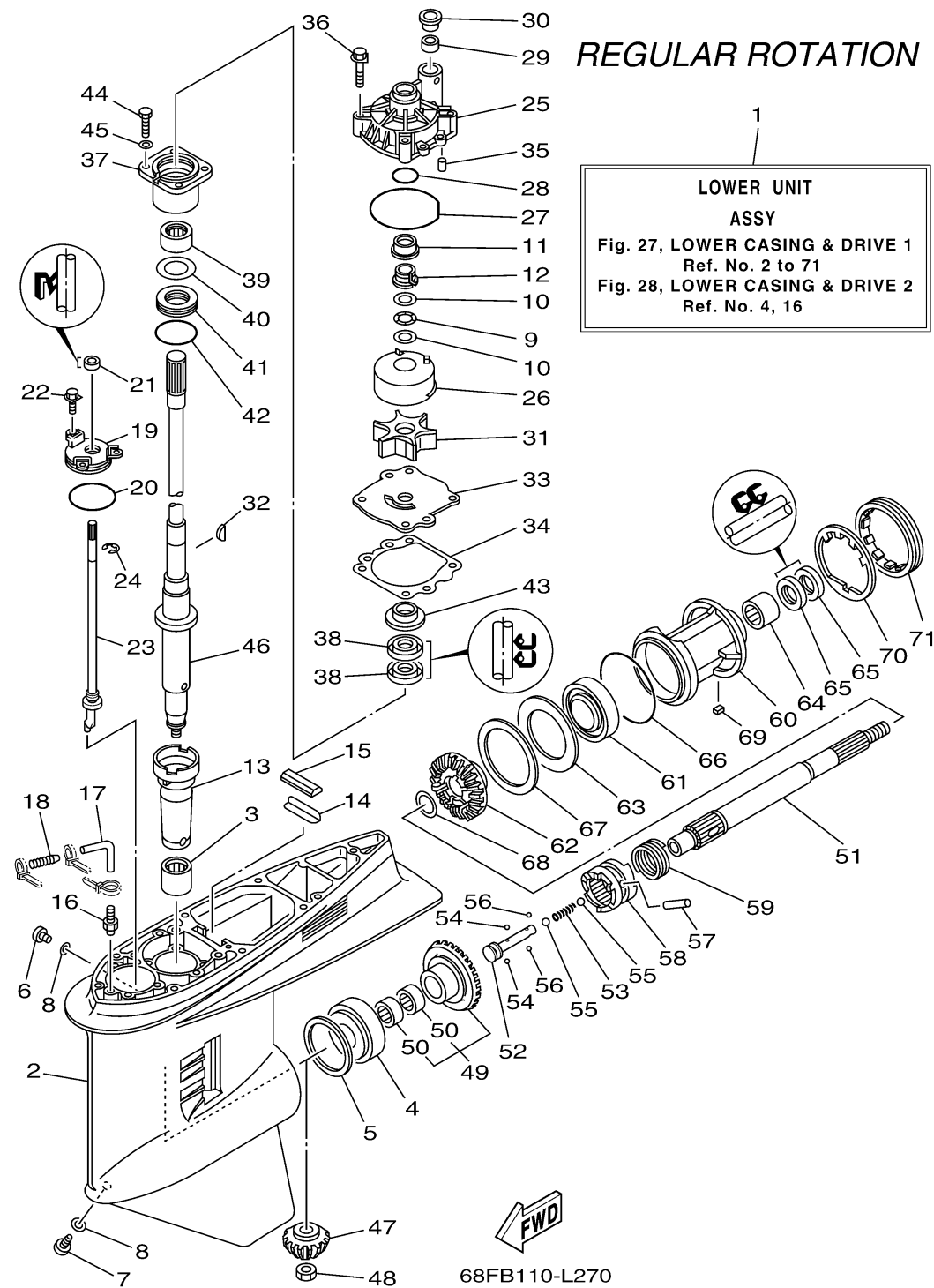
LOWER CASING DRIVE 1



Ref No.	Part Number	Description	Qty	Remarks
15	688-45375-00-00	DAMPER, SEAL	1	
16	6E5-45378-00-00	NIPPLE, HOSE	1	
17	90445-07ME9-00	HOSE (L120)	1	X(25.3")
18	6E5-83558-10-00	END, NIPPLE	1	
19	6E5-45321-00-00	PLATE	1	
20	93210-58144-00	.O-RING	1	
21	93106-09014-00	.OIL SEAL	1	
22	90119-06M10-00	BOLT, WITH WASHER	3	
23	6G5-44150-03-00	SHIFT CAM ASSY	1	
24	99001-08600-00	CIRCLIP	1	
25	61A-44311-01-00	HOUSING, WATER PUMP	1	
26	61A-44322-02-00	.INSERT, CARTRIDGE	1	
27	93210-86M38-00	.O-RING	1	
28	93210-37160-00	.O-RING	1	
29	6E5-44365-00-00	DAMPER, WATER SEAL 1	1	
30	6E5-44312-00-00	COVER, WATER PUMP HOUSING	1	
31	6E5-44352-01-00	.IMPELLER	1	
32	90280-04M05-00	.KEY, WOODRUFF	1	
33	6G5-44323-00-00	.OUTER PLATE, CARTRIDGE	1	
34	6E5-44315-A0-00	.GASKET, WATER PUMP	1	

CONTINUED ON NEXT FRAME >

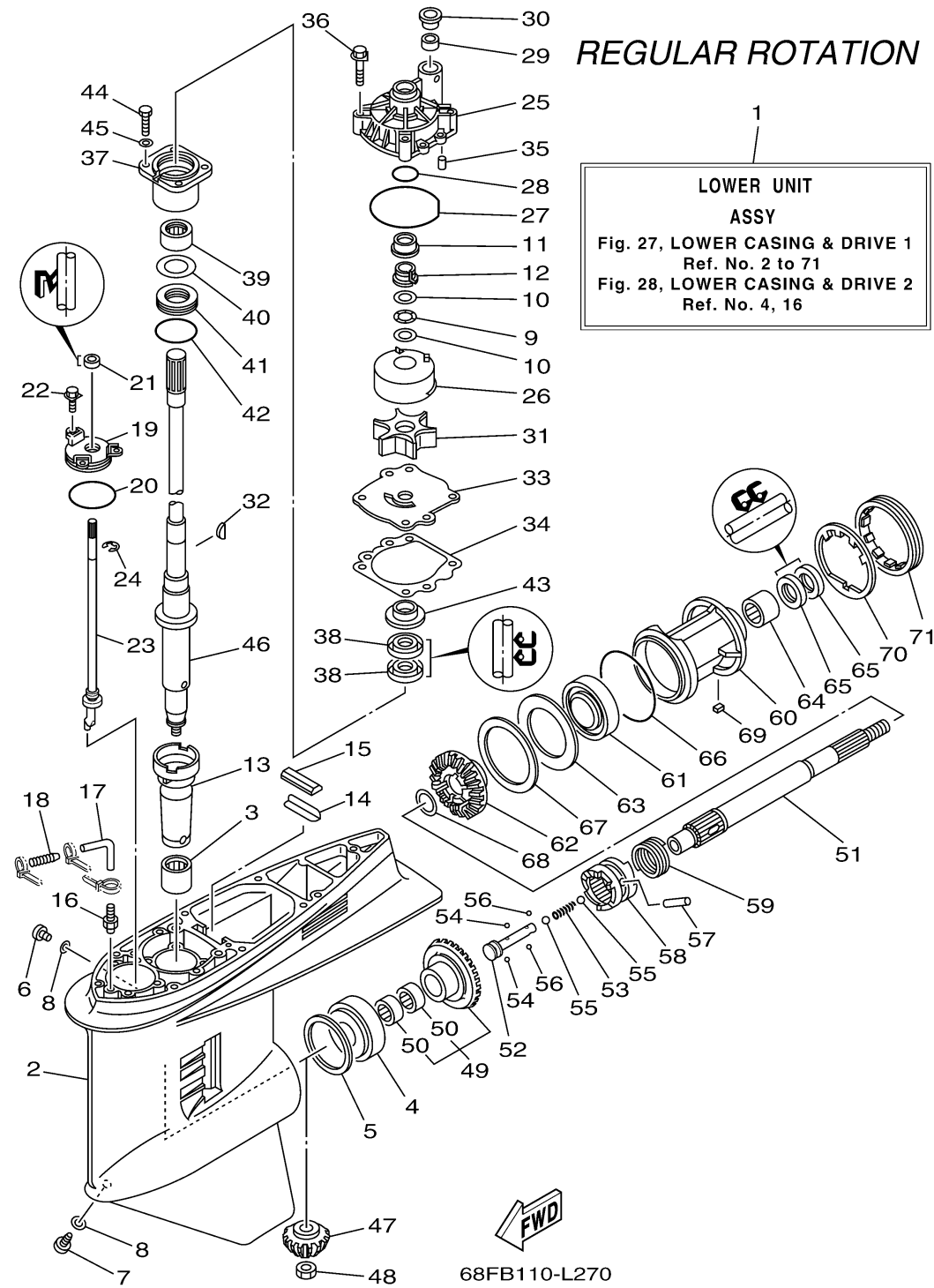
LOWER CASING DRIVE 1



Ref No.	Part Number	Description	Qty	Remarks
35	93606-12019-00	PIN, DOWEL	2	
36	90119-08M14-00	.BOLT, WITH WASHER	4	
37	6E5-45331-00-9S	HOUSING, BEARING	1	
38	93101-28M16-00	.OIL SEAL	2	
39	93317-330U2-00	BEARING	1	
40	6E5-45587-01-00	SHIM (T:0.10MM)	1	UR
40	6E5-45587-10-00	SHIM (T:0.12MM)	1	UR
40	6E5-45587-20-00	SHIM (T:0.15MM)	1	UR
40	6E5-45587-30-00	SHIM (T:0.18MM)	1	UR
40	6E5-45587-40-00	SHIM (T:0.30MM)	1	UR
40	6E5-45587-50-00	SHIM (T:0.40MM)	1	UR
40	6E5-45587-60-00	SHIM (T:0.50MM)	1	UR
41	93341-930V2-00	BEARING	1	
42	93210-55M14-00	.O-RING	1	
43	6E5-45344-00-00	COVER, OIL SEAL	1	
44	97095-08025-00	BOLT	4	
45	92995-08600-00	WASHER	4	
46	6G5-45501-21-00	DRIVE SHAFT COMP.	1	X(25.3")
47	6G5-45551-10-00	PINION (14T)	1	
48	90170-16M01-00	NUT	1	

CONTINUED ON NEXT FRAME >

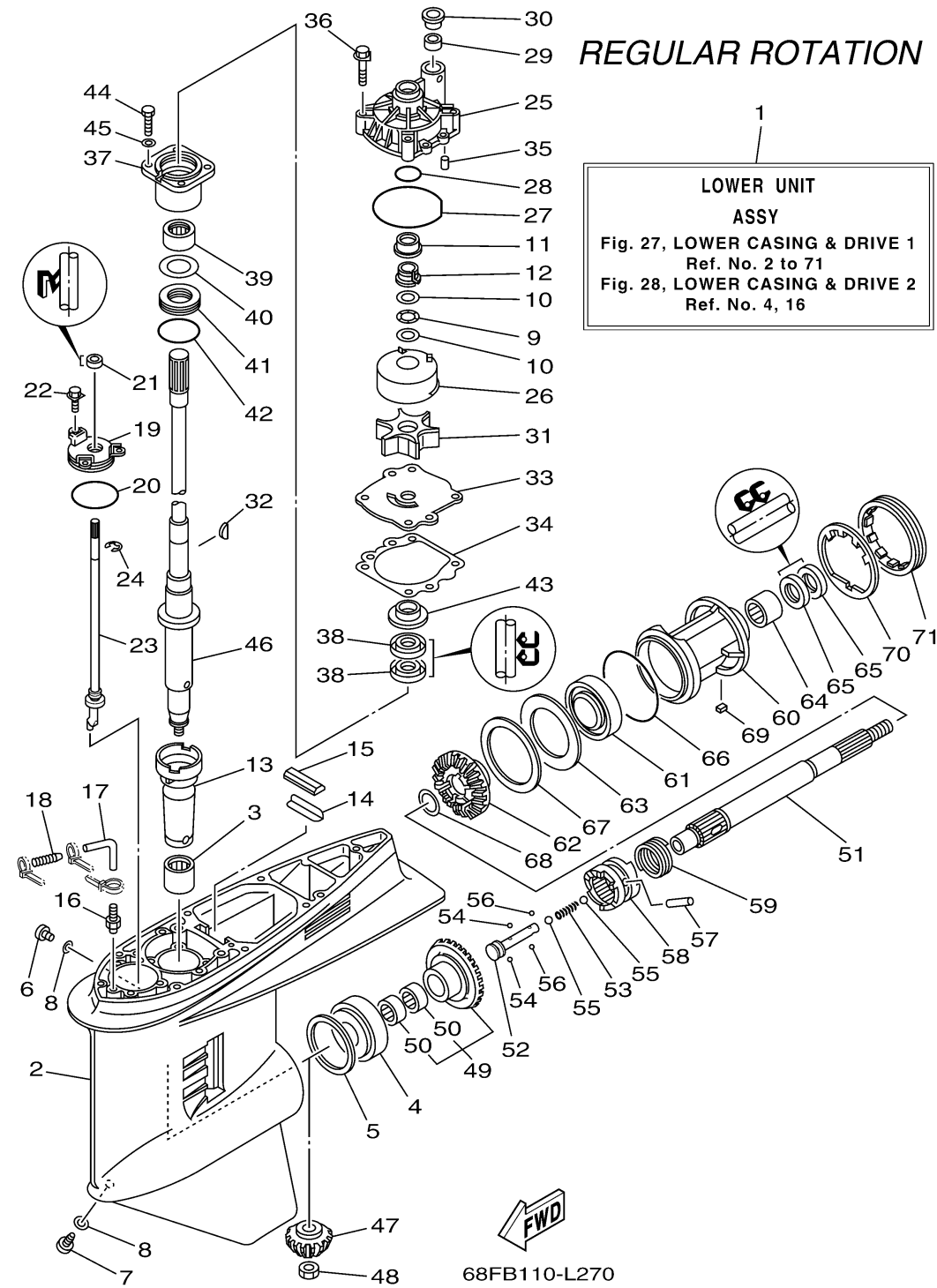
LOWER CASING DRIVE 1



Ref No.	Part Number	Description	Qty	Remarks
49	6G5-45560-10-00	GEAR 1 (26T)	1	
50	93315-425V3-00	. .BEARING	2	
51	6J9-45611-01-00	SHAFT, PROPELLER	1	
52	6E5-45634-02-00	SLIDE, SHIFT	1	
53	90501-16M37-00	SPRING, COMPRESSION	1	
54	93507-32009-00	.BALL	2	
55	93511-32017-00	BALL	2	
56	93503-16003-00	BALL	2	
57	90250-08M07-00	PIN, STRAIGHT	1	
58	6G5-45631-10-00	CLUTCH, DOG	1	
59	6E5-45633-01-00	RING, CROSS PIN	1	
60	6J9-45332-00-CA	HOUSING, BEARING	1	
61	93306-209U0-00	BEARING	1	
62	6G5-45571-02-00	GEAR 2 (26T)	1	
63	6G5-45576-10-00	WASHER, THRUST 2	1	
64	93315-43061-00	BEARING	1	
65	93101-30M17-00	.OIL SEAL	2	
66	93210-97M55-00	.O-RING	1	
67	6G5-45577-02-00	SHIM (T:0.10MM)	1	UR
67	6G5-45577-10-00	SHIM (T:0.12MM)	1	UR

CONTINUED ON NEXT FRAME >

LOWER CASING DRIVE 1



Ref No.	Part Number	Description	Qty	Remarks
67	6G5-45577-20-00	SHIM (T:0.15MM)	1	UR
67	6G5-45577-30-00	SHIM (T:0.18MM)	1	UR
67	6G5-45577-40-00	SHIM (T:0.30MM)	1	UR
67	6G5-45577-50-00	SHIM (T:0.40MM)	1	UR
67	6G5-45577-60-00	SHIM (T:0.50MM)	1	UR
68	90201-30M92-00	WASHER, PLATE	1	
69	90282-04M00-00	KEY, STRAIGHT	1	
70	6G5-45383-01-00	WASHER, CLAW	1	
71	6G5-45384-02-00	NUT	1	