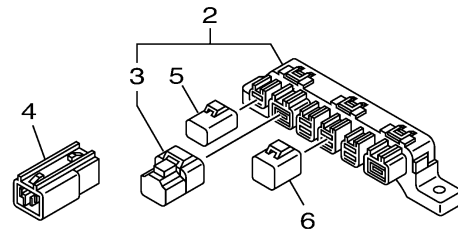
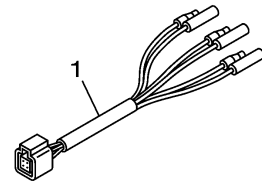


NETWORK HUB



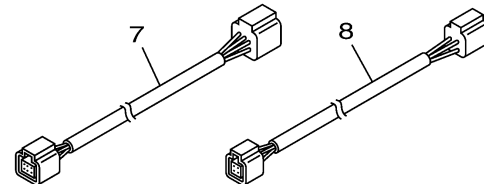
Ref. No.	Description	Part No.	Remarks
2	Multi-hub	6Y8-81920-01	w/ ending resistor cap (P/N: 6Y8-85371-01)
4	Single hub (Inline hub)	6Y8-81920-11	Included ending resistor
5	2P sealing cap, RED	6Y8-82582-01	
6	4P sealing cap, WHT	6Y8-82582-11	Same as bus wire cap of engine wire harness

FUEL TANK / GPS WIRE

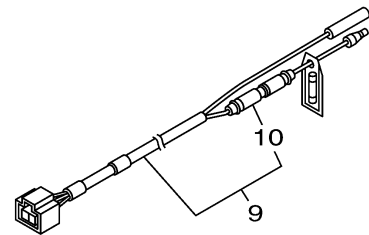


Twin fuel tanks acceptable

WIRE HARNESS



WIRE HARNESS



Shared with 6Y8 network system

601M10M-S130

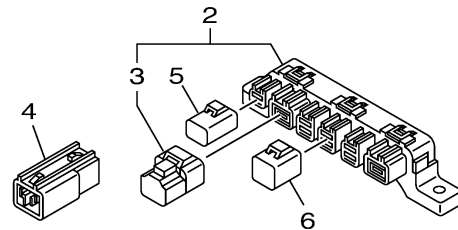
CMD LINK ELECTRICAL

Ref No.	Part Number	Description	Qty	Remarks
1	6Y8-8356N-01-00	LEAD, FUEL TANK & GPS SENDER	1	
2	6Y8-81920-01-00	MULTI HUB ASSY	1	UN
3	6Y8-85371-01-00	. .END OF LINE RESISTER	1	
4	6Y8-81920-11-00	.IN-LINE HUB ASSY	1	
5	6Y8-82582-01-00	CAP 1 (2PIN)	1	UN
6	6Y8-82582-11-00	CAP 1 (4PIN)	1	UN
7	6Y8-82553-50-00	.10FT MAIN BUS	1	UR
7	6Y8-82553-01-00	1FT MAIN BUS	1	UR
7	6Y8-82553-11-00	15FT MAIN BUS	1	UR
7	6Y8-82553-21-00	20FT MAIN BUS	1	UR
7	6Y8-82553-31-00	25FT MAIN BUS	1	UR
7	6Y8-82553-41-00	30FT MAIN BUS	1	UR
7	6Y8-82553-60-00	EXTENSION, WIRE LEAD	1	UR
8	6Y8-82521-80-00	WIRE, LEAD	1	UR
8	6Y8-82521-51-00	12FT PIGTAIL BUS	1	UR
8	6Y8-82521-01-00	1FT PIGTAIL BUS	1	UR
8	6Y8-82521-11-00	2FT PIGTAIL BUS	1	UR
8	6Y8-82521-21-00	3FT PIGTAIL BUS	1	UR
8	6Y8-82521-31-00	6FT PIGTAIL BUS	1	UR
8	6Y8-82521-41-00	9FT PIGTAIL BUS	1	UR

CONTINUED ON NEXT FRAME >

CMD LINK ELECTRICAL

NETWORK HUB

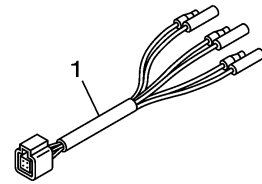


Ref. No.	Description	Part No.	Remarks
2	Multi-hub	6Y8-81920-01	w/ ending resistor cap (P/N: 6Y8-85371-01)
4	Single hub (Inline hub)	6Y8-81920-11	Included ending resistor
5	2P sealing cap, RED	6Y8-82582-01	
6	4P sealing cap, WHT	6Y8-82582-11	Same as bus wire cap of engine wire harness

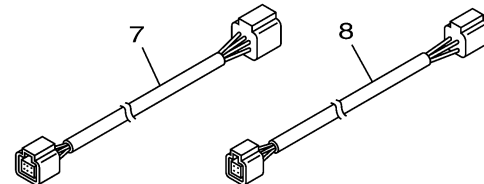
Ref No.	Part Number	Description	Qty	Remarks
9	6Y8-83553-01-00	8FT POWER WIRE	1	
10	6G1-82151-00-00	..FUSE (10A)	1	

FUEL TANK / GPS WIRE

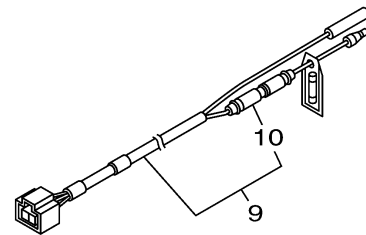
WIRE HARNESS



Twin fuel tanks acceptable



WIRE HARNESS



Shared with 6Y8 network system

601M10M-S130