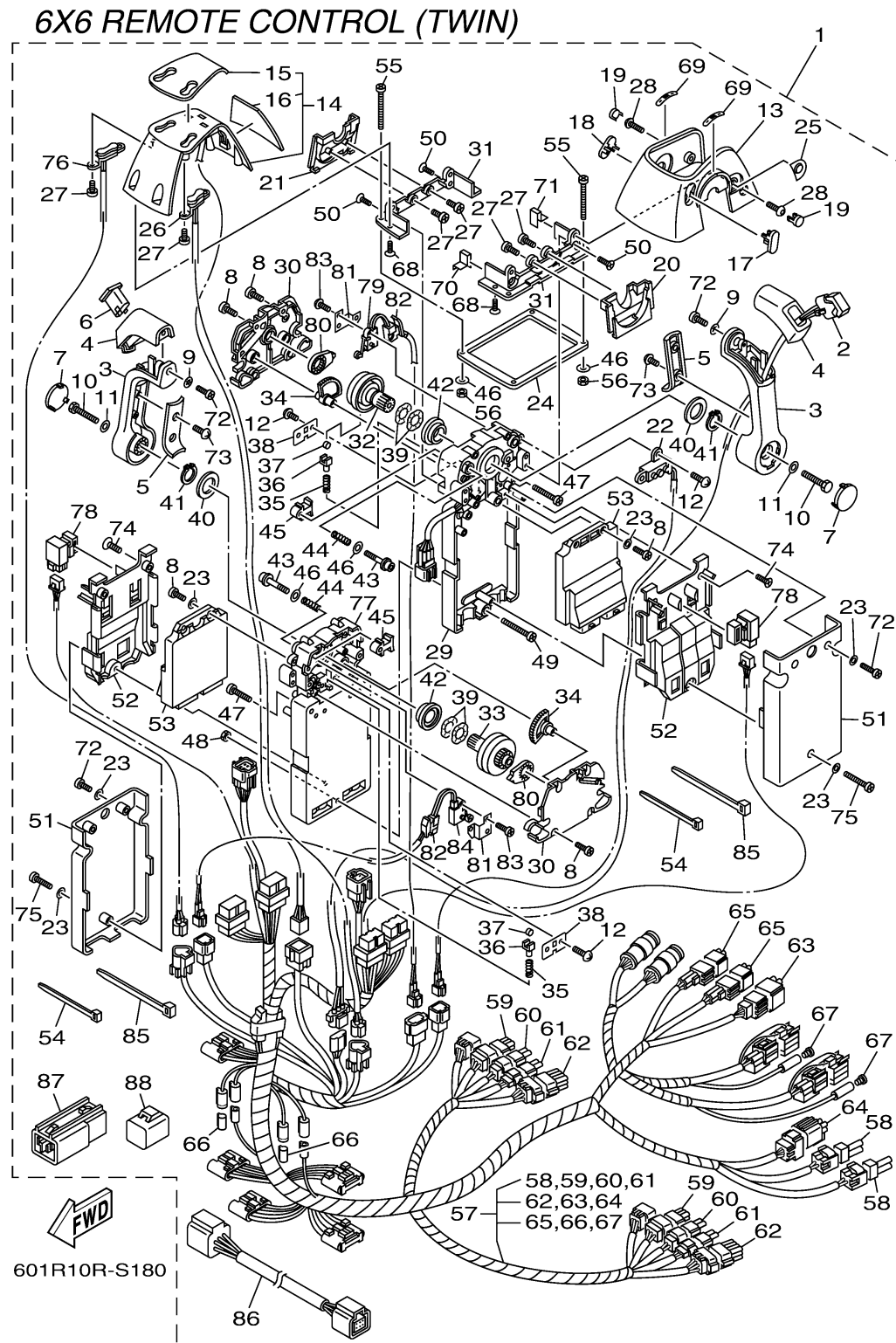


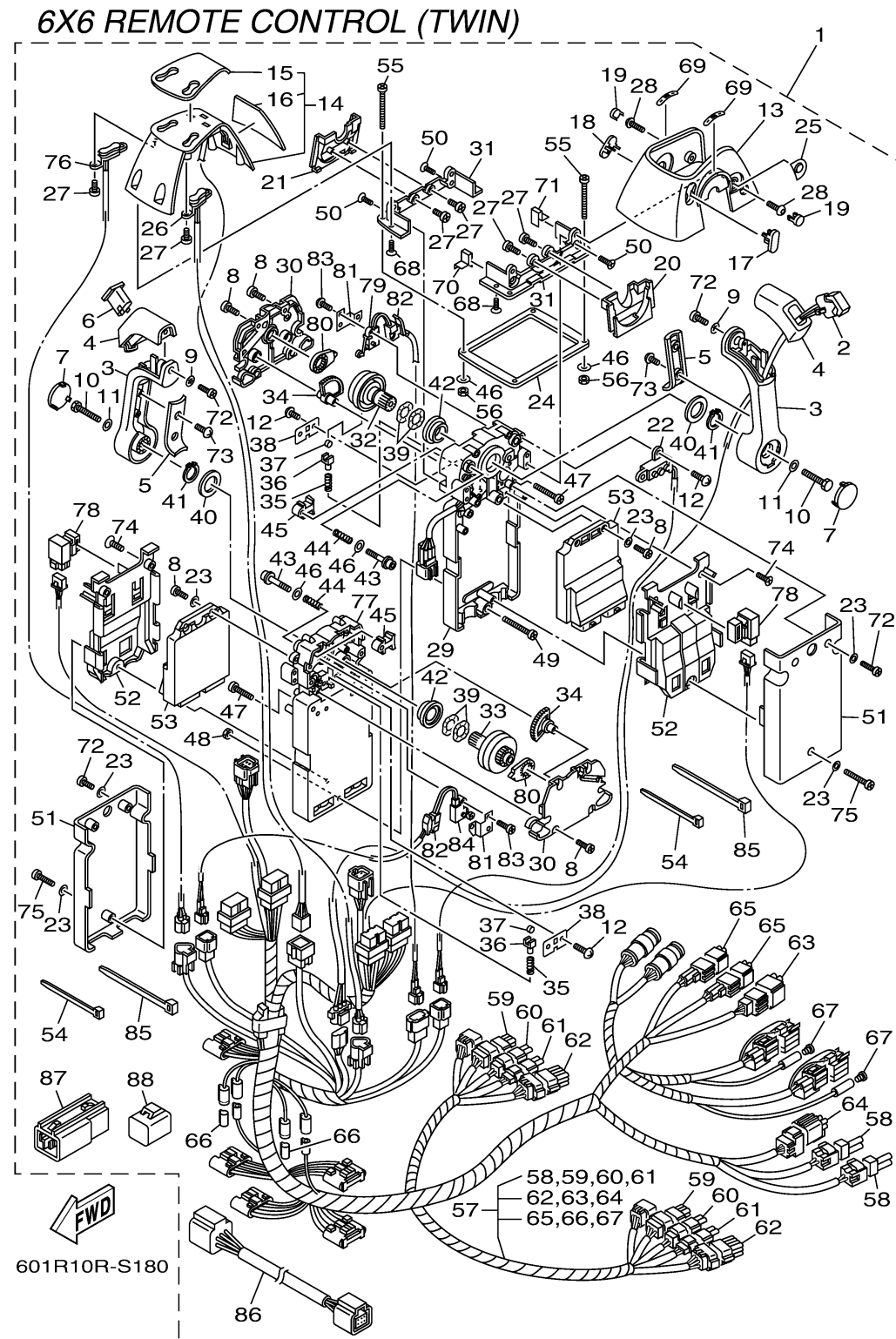
# DBW REMOTE CONTROL 2 (TWIN)



Ref No.	Part Number	Description	Qty	Remarks
1	6X6-48207-63-00	REMOTE CONTROL ASSY (TWIN)	1	NOT FOR SALE
1	6X6-48207-73-00	REMOTE CONTROL ASSY (TWIN)	1	NOT FOR SALE
1	6X6-48207-83-00	REMOTE CONTROL ASSY (TWIN)	1	NOT FOR SALE
2	6X6-82563-01-00	. TRIM & TILT SWITCH ASSY	1	
3	6X6-48221-00-00	. LEVER, CONTROL	2	
4	6X6-48222-00-00	. GRIP, CONTROL LEVER	2	
5	6X6-48224-00-00	. COVER, CONTROL LEVER	2	
6	6X6-48222-10-00	. GRIP, CONTROL LEVER	1	
7	6X6-48224-10-00	. COVER, CONTROL LEVER	2	
8	98580-05014-00	. .SCREW, PAN HEAD	12	
9	92990-05300-00	. .WASHER, INTERNAL TOOTH	2	
10	6X6-48171-00-00	. .BOLT	2	
11	92990-08600-00	. .WASHER, PLATE	2	
12	EL8-48127-00-00	. .SCREW 1	6	
13	6X6-48119-10-00	. COVER	1	
14	6X6-84301-14-00	. .PILOT LIGHT ASSY 1	1	
15	6X6-48215-40-00	. . . .GRAPHIC	1	
16	6X6-48216-10-00	. . . .GRAPHIC	1	
17	6X6-48167-10-00	. PLUG	1	
18	6X6-48167-20-00	. PLUG	1	

CONTINUED ON NEXT FRAME >

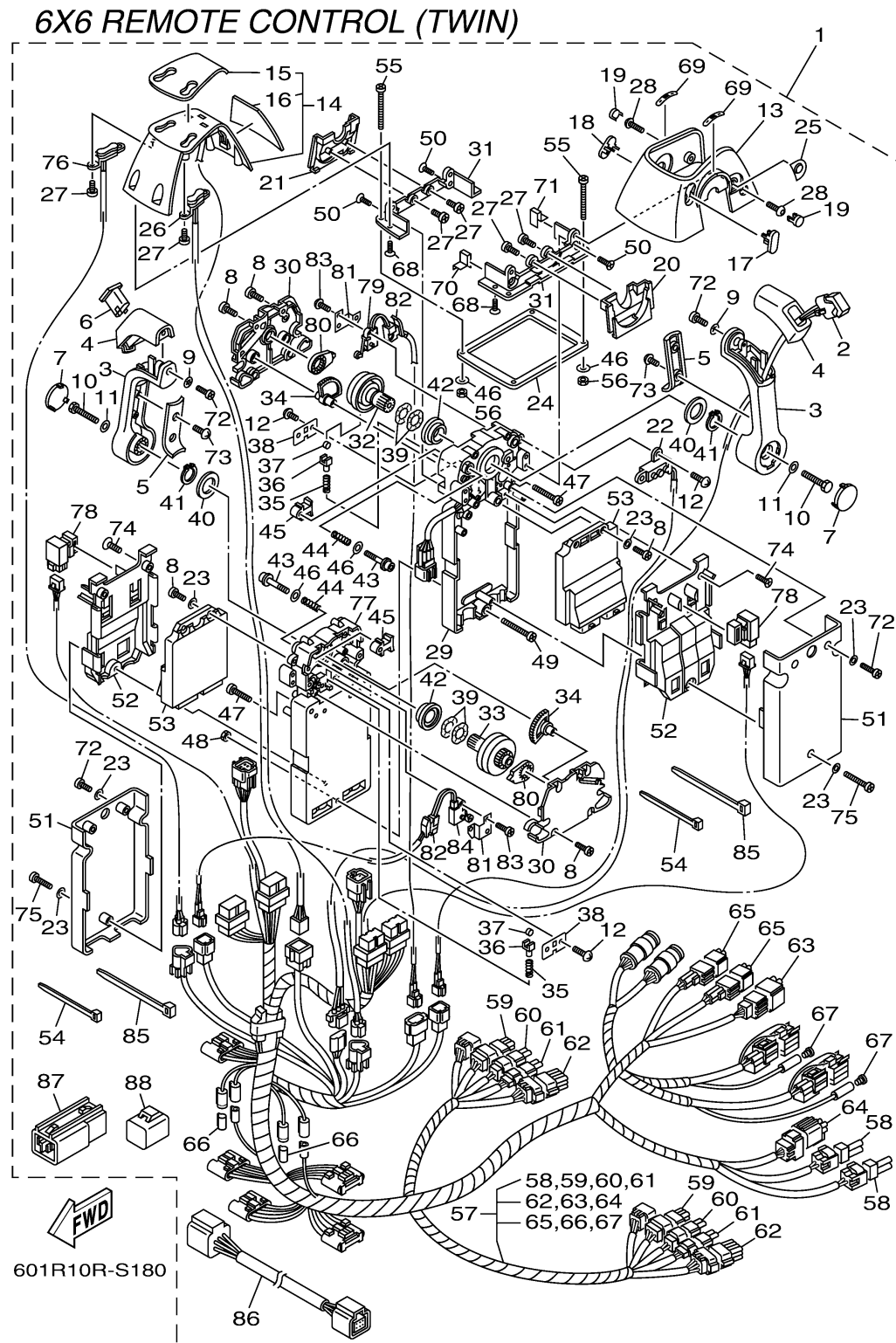
# DBW REMOTE CONTROL 2 (TWIN)



Ref No.	Part Number	Description	Qty	Remarks
19	6X6-48167-60-00	. PLUG	2	
20	6X6-48219-10-00	. COVER, LEAD	1	
21	6X6-48219-20-00	. COVER, LEAD	1	
22	6X6-8259E-01-00	. SWITCH ASSY	1	
23	92990-05200-00	. .WASHER, PLAIN	10	
24	6X6-48176-10-00	. GROMMET	1	
25	6X6-48225-00-00	. COVER	1	
26	6X6-82563-41-00	. TRIM & TILT SWITCH ASSY	1	
27	98580-04010-00	. .SCREW, PAN HEAD	8	
28	6X6-48267-C0-00	. BOLT SET	2	
29	6X6-481A0-02-00	. .REMO-CON. CASE ASSY	1	
30	6X6-48212-00-00	. BACK PLATE 1	2	
31	6X6-48144-10-00	. PLATE, STOPPER 2	2	
32	6X6-48242-02-00	. SHAFT, DRIVE	1	
33	6X6-48242-12-00	. SHAFT, DRIVE	1	
34	6X6-48233-01-00	. GEAR 2	2	
35	6X6-48238-00-00	. .SPRING, DETENT	2	
36	6X6-48237-00-00	. .ADAPTOR	2	
37	6X6-48236-00-00	. .ROLLER, DETENT	2	
38	6X6-48189-00-00	. RETAINER	2	

CONTINUED ON NEXT FRAME >

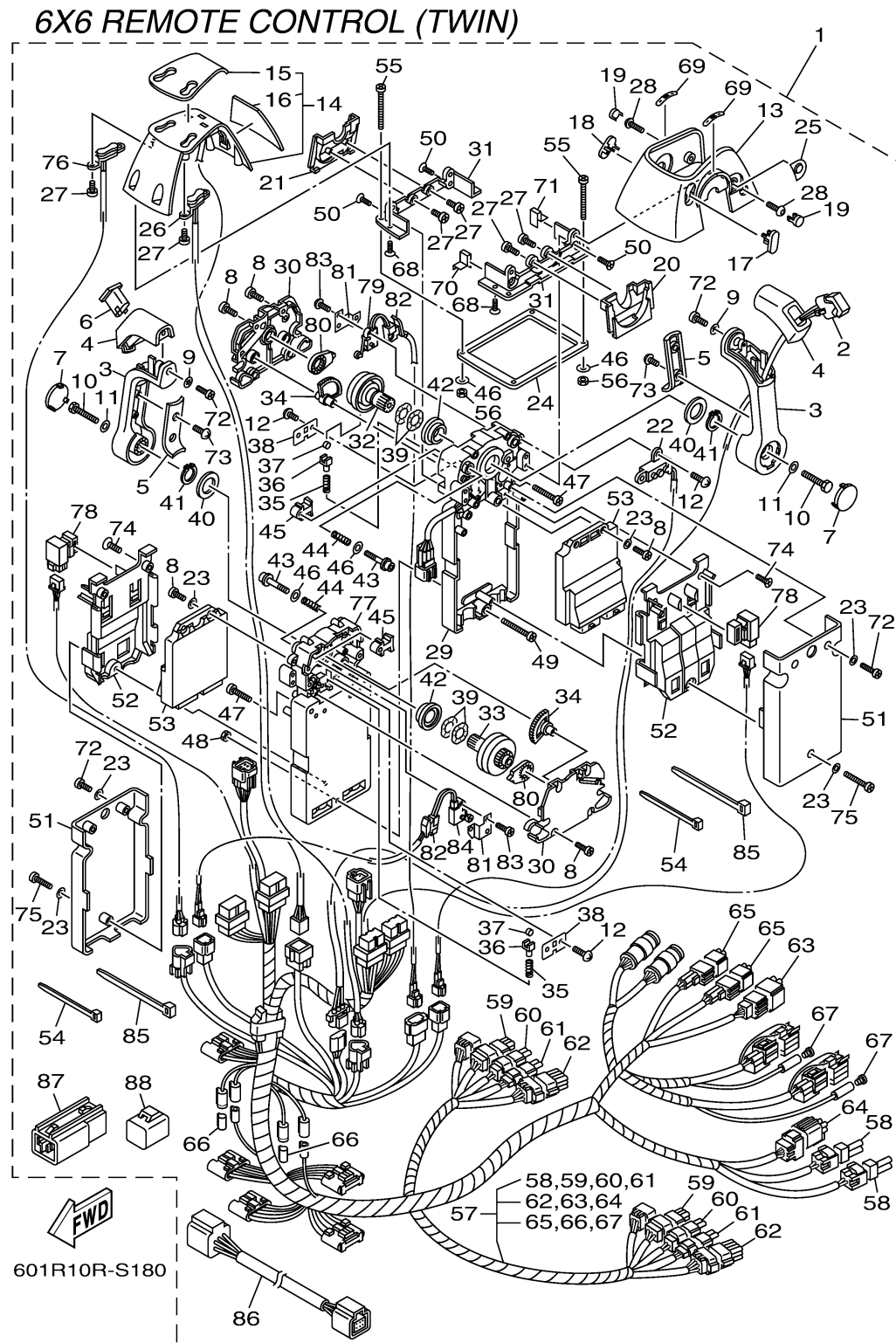
# DBW REMOTE CONTROL 2 (TWIN)



Ref No.	Part Number	Description	Qty	Remarks
39	703-48198-00-00	. .WASHER, WAVE	4	
40	6X6-48193-00-00	. .WASHER 3	2	
41	6X6-48118-00-00	. .CLIP, SHIFT LEVER	2	
42	6X6-48234-00-00	. .BUSHING 1	2	
43	6X6-48267-00-00	. .BOLT SET	2	
44	6X6-48158-00-00	. .SPRING 1	2	
45	6X6-48264-00-00	. .FRICTION, THROTTLE	2	
46	704-48287-00-00	. .WASHER	6	
47	98580-05025-00	. .SCREW, PAN HEAD	2	
48	704-48156-00-00	. .NUT 1	1	
49	704-48283-00-00	. .SCREW	1	
50	6X6-81147-00-00	. .SCREW 3	4	
51	6X6-48213-00-00	. .BACK PLATE 2	2	
52	6X6-48228-01-00	. .HOLDER, SWITCH	2	
53	6X6-85590-31-00	. .CONTROL UNIT ASSY	2	
54	703-82591-00-00	. .BAND	4	
55	97780-50145-00	. .SCREW, TAPPING	4	UR
55	98580-05060-00	. .SCREW, PAN HEAD	4	UR
56	95380-05600-00	. .NUT	4	
57	6X6-82580-K1-00	WIRE HARNESS ASSY 2	1	FOR 6X6-48207-63

CONTINUED ON NEXT FRAME >

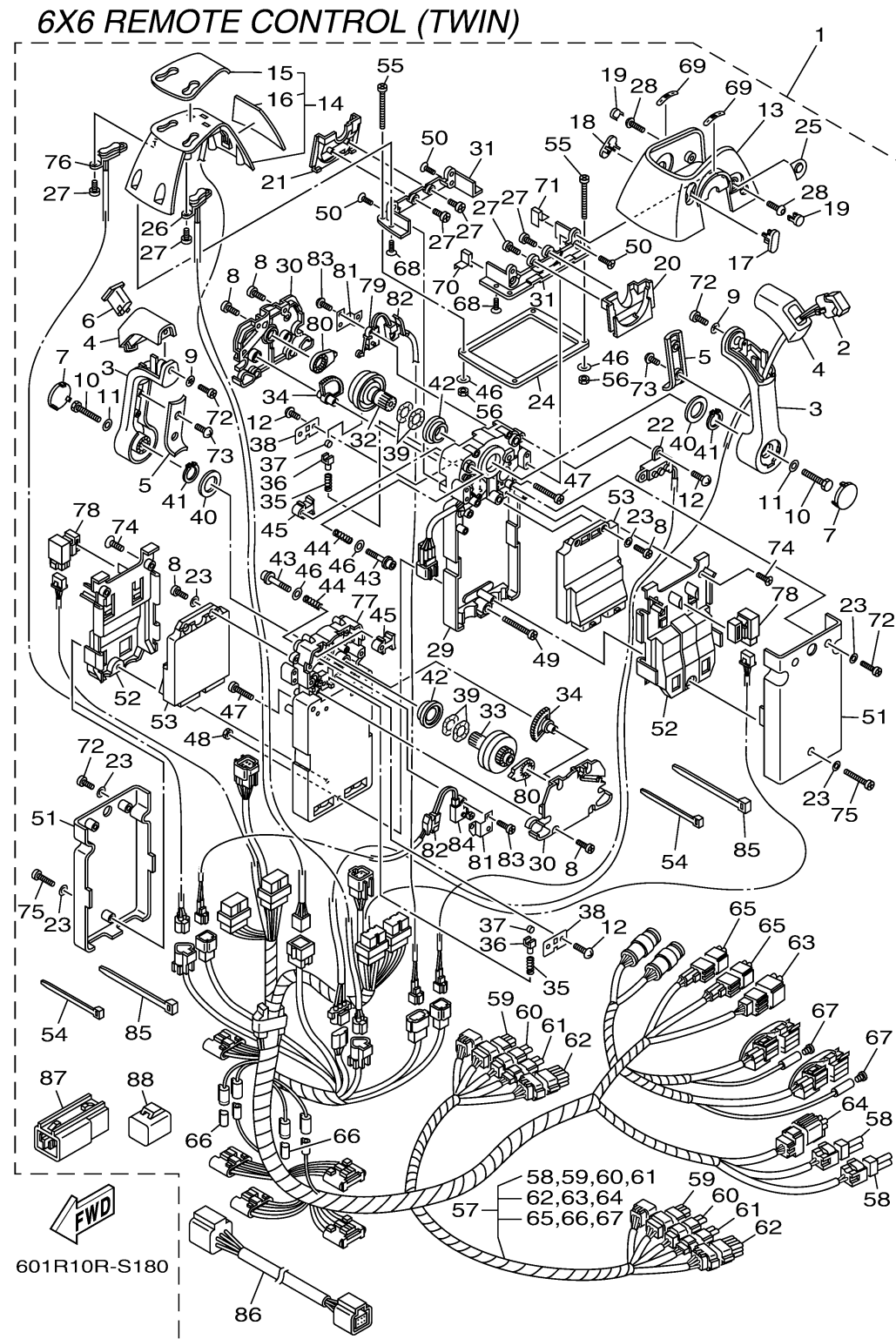
# DBW REMOTE CONTROL 2 (TWIN)



Ref No.	Part Number	Description	Qty	Remarks
57	6X6-82580-B1-00	. WIRE HARNESS ASSY 2	1	FOR 6X6-48207-73
57	6X6-82580-F1-00	WIRE HARNESS ASSY 2	1	FOR 6X6-48207-83
58	6X6-82585-20-00	...CAP 2 (2P)	2	
59	6X6-82582-60-00	...CAP 1 (6P)	2	FOR 6X6-82580-B1
60	6X6-82582-40-00	...CAP 1 (4P)	2	FOR 6X6-82580-B1
61	6X6-82582-A0-00	...CAP 1 (3P)	2	FOR 6X6-82580-B1
62	6X6-82582-C0-00	...CAP 1 (12P)	2	FOR 6X6-82580-B1
63	6X6-82585-70-00	...CAP 2 (6P)	1	FOR 6X6-82580-B1/K1
64	6X6-8257Y-70-00	...CAP 2 (6P)	1	FOR 6X6-82580-B1
65	6Y8-82582-11-00	.. CAP 1 (4PIN)	2	FOR 6X6-82580-B1/K1
66	6X6-82585-00-00	...CAP 2	2	
67	703-82119-01-00	...COVER, LEAD WIRE	2	
68	6X6-48129-01-00	. SCREW 3	4	
69	6X6-44191-10-00	. INDICATOR, SHIFT	2	
70	6X6-48176-50-00	. GROMMET	1	
71	6X6-48176-60-00	. GROMMET	1	
72	6X6-48127-01-00	. SCREW 1	6	
73	6X6-48128-00-00	..SCREW 2	4	
74	6X6-81146-01-00	. SCREW 2	4	
75	6X6-81145-01-00	. SCREW 1	2	

CONTINUED ON NEXT FRAME >

# DBW REMOTE CONTROL 2 (TWIN)



Ref No.	Part Number	Description	Qty	Remarks
76	6X6-82563-51-00	. TRIM & TILT SWITCH ASSY	1	
77	6X6-481A0-22-00	.REMO-CON. CASE ASSY	1	
78	704-81950-10-00	.RELAY ASSY	2	
79	6X6-82540-00-00	.NEUTRAL SWITCH ASSY	1	
80	6X6-48241-00-00	.ARM, DRIVE	2	
81	6X6-48245-01-00	.PLATE, LOCK	2	
82	6X6-82545-00-00	.GROMMET	2	
83	6X6-8252V-00-00	.SCREW, SPECIAL	4	
84	6X6-82540-10-00	.NEUTRAL SWITCH ASSY	1	
85	703-82591-10-00	.BAND	8	
86	6Y8-82553-50-00	.10FT MAIN BUS	1	FOR 6X6-48207-63/73
87	6Y8-81920-11-00	.IN-LINE HUB ASSY	1	FOR 6X6-48207-63/73
88	6Y8-82582-11-00	.CAP 1 (4PIN)	1	FOR 6X6-48207-63/73