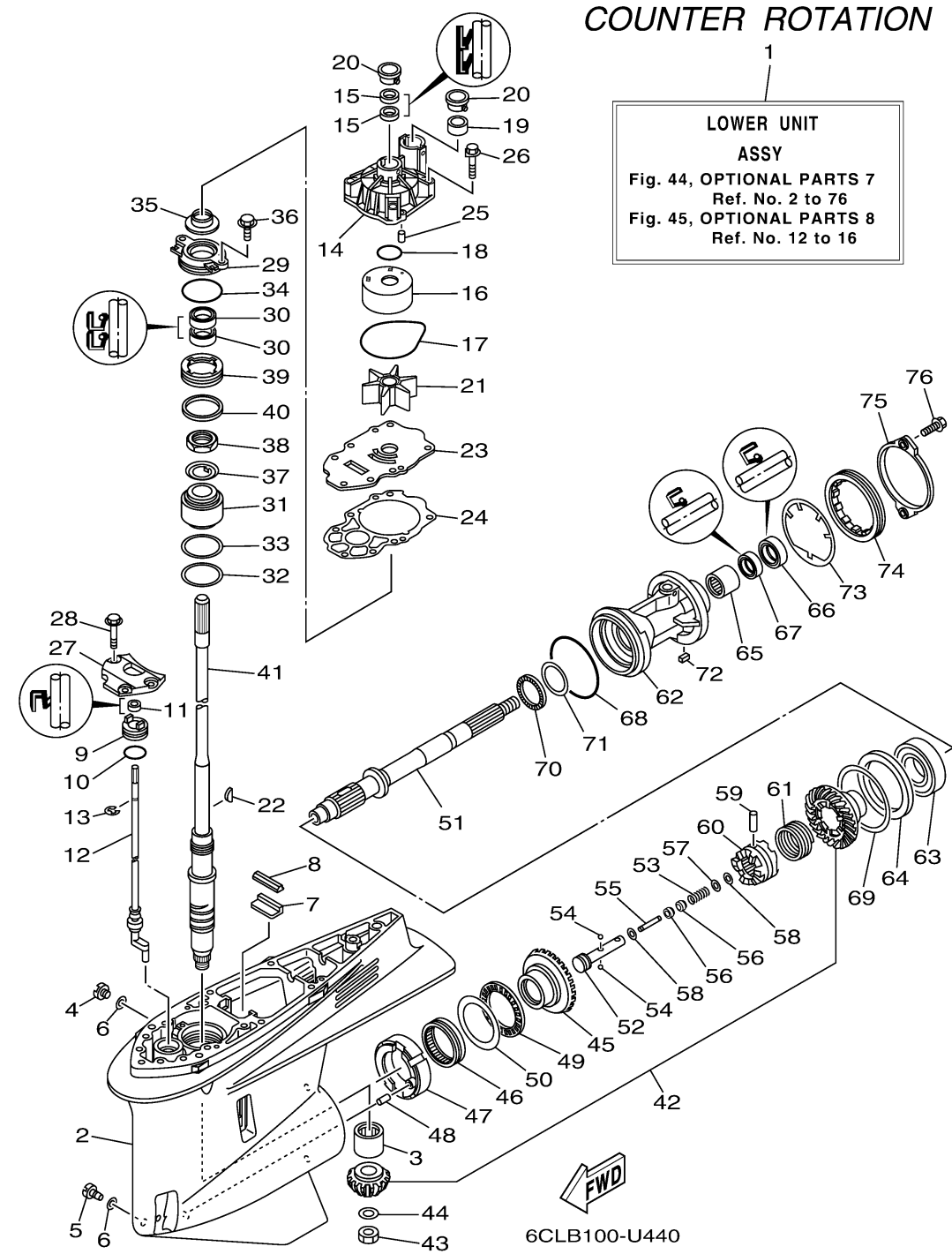


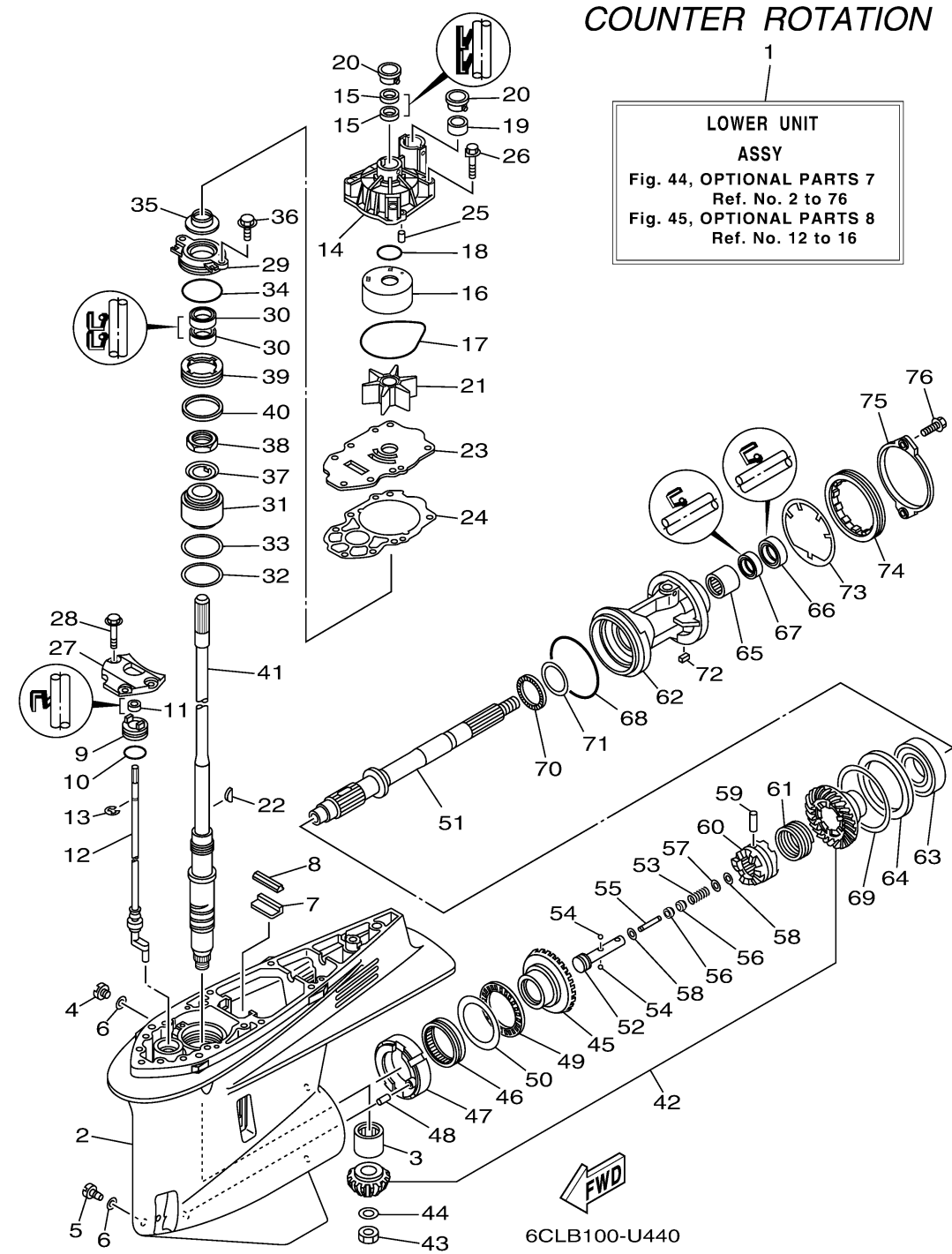
# LOWER CASING DRIVE 6



Ref No.	Part Number	Description	Qty	Remarks
1	6CF-45300-06-CE	LOWER UNIT ASSY	0	X(25.3"), LH
1	6CF-45300-16-CE	LOWER UNIT ASSY	0	U(30.3"), LH
1	6CF-45300-24-CE	LOWER UNIT ASSY	0	E(35.3"), LH
2	6CE-45301-00-CE	CASING, LOWER	0	
3	93311-83280-00	BEARING	0	
4	90340-08002-00	PLUG, STRAIGHT SCREW	0	
5	688-45341-10-00	PLUG, DRAIN	0	
6	90430-08003-00	.GASKET	0	
7	663-45376-00-00	GUIDE, SEAL DAMPER	0	
8	6CE-45375-00-00	DAMPER, SEAL	0	
9	6CE-45321-10-00	PLATE	0	X(25.3")
9	6CE-45321-20-00	PLATE	0	U(30.3"), E(35.3")
10	93210-33M49-00	.O-RING	0	
11	93106-09014-00	OIL SEAL	0	X(25.3")
11	93106-10001-00	.OIL SEAL	0	U(30.3"), E(35.3")
12	6CF-44150-00-00	SHIFT CAM ASSY	0	X(25.3"), LH
12	6CF-44150-10-00	SHIFT CAM ASSY	0	U(30.3"), LH
12	6CF-44150-20-00	SHIFT CAM ASSY	0	E(35.3"), LH
13	99001-08600-00	CIRCLIP	0	X(25.3")
13	99001-09600-00	CIRCLIP	0	U(30.3"), E(35.3")

CONTINUED ON NEXT FRAME >

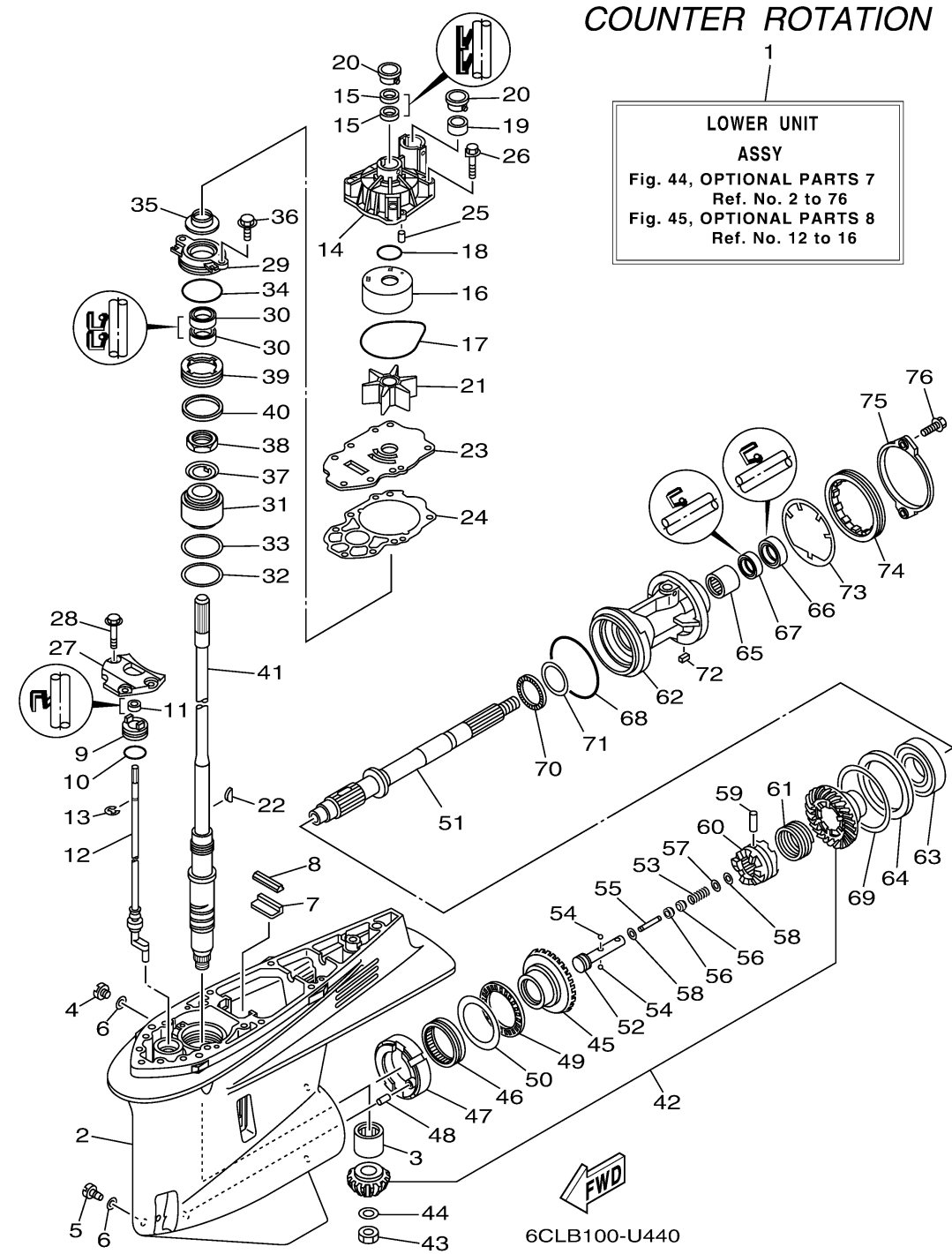
# LOWER CASING DRIVE 6



Ref No.	Part Number	Description	Qty	Remarks
14	6CE-44311-01-00	HOUSING, WATER PUMP	0	
15	93104-22M07-00	.OIL SEAL	0	
16	6AW-44322-00-00	.INSERT, CARTRIDGE	0	
17	93210-94003-00	.O-RING	0	
18	93210-37160-00	.O-RING	0	
19	6AW-44365-01-00	.DAMPER, WATER SEAL 1	0	
20	6AW-44312-00-00	COVER, WATER PUMP HOUSING	0	
21	6CE-44352-00-00	.IMPELLER	0	
22	90280-04002-00	.KEY, WOODRUFF	0	
23	6CE-44323-01-00	.OUTER PLATE, CARTRIDGE	0	
24	6CE-44315-00-00	.GASKET, WATER PUMP	0	
25	93606-12019-00	PIN, DOWEL	0	
26	90119-08191-00	.BOLT, WITH WASHER	0	
27	6CB-44312-00-00	COVER, WATER PUMP HOUSING	0	
28	90119-08180-00	BOLT, WITH WASHER	0	
29	6CE-45335-00-9S	HOUSING, OIL SEAL	0	
30	93101-28019-00	.OIL SEAL	0	
31	93399-99966-00	BEARING	0	
32	90201-62008-00	WASHER, PLATE	0	
33	6CE-45587-00-00	SHIM (T:0.10MM)	0	UR

CONTINUED ON NEXT FRAME >

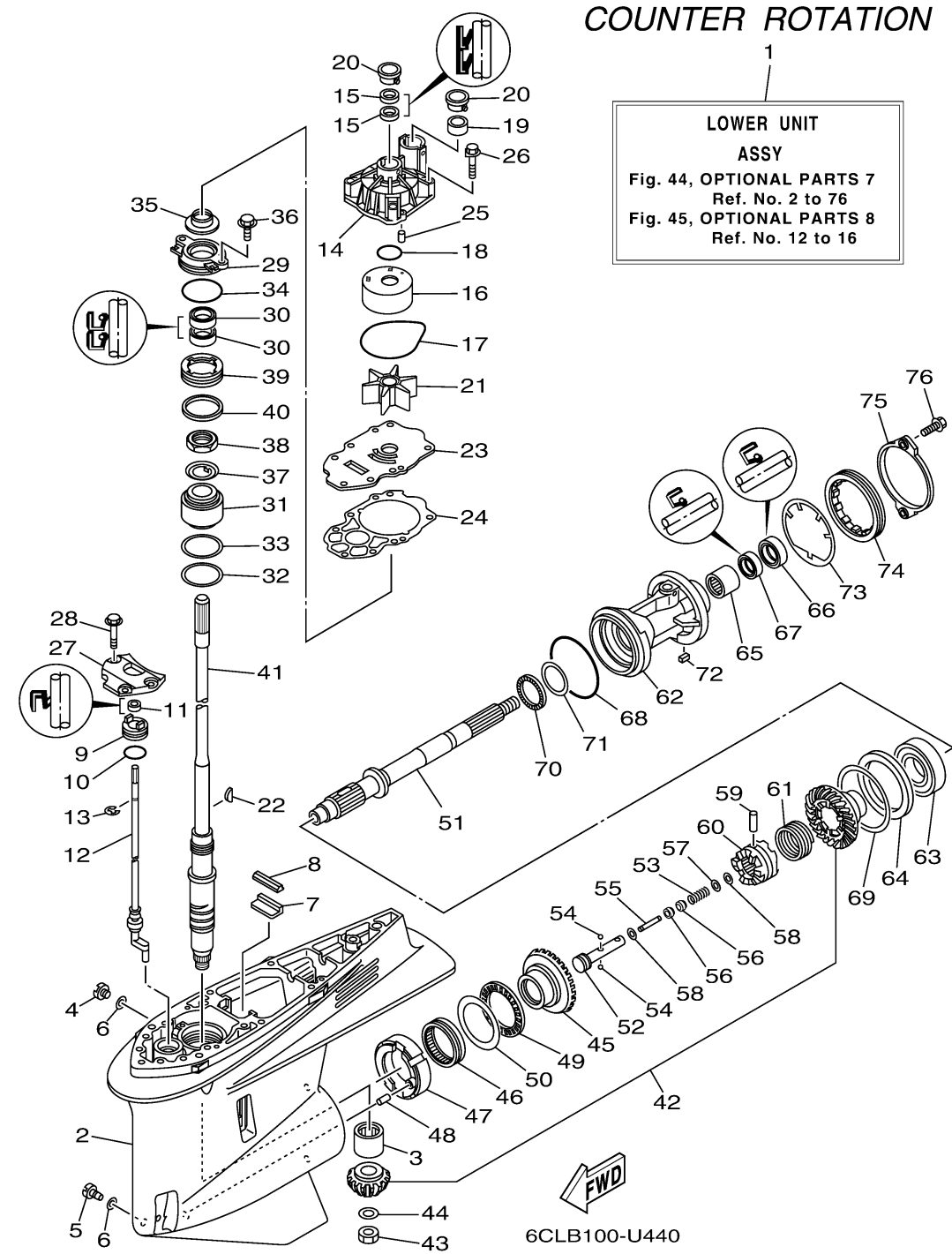
# LOWER CASING DRIVE 6



Ref No.	Part Number	Description	Qty	Remarks
33	6CE-45587-10-00	SHIM (T:0.12MM)	0	UR
33	6CE-45587-20-00	SHIM (T:0.15MM)	0	UR
33	6CE-45587-30-00	SHIM (T:0.18MM)	0	UR
33	6CE-45587-40-00	SHIM (T:0.30MM)	0	UR
33	6CE-45587-50-00	SHIM (T:0.40MM)	0	UR
33	6CE-45587-60-00	SHIM (T:0.50MM)	0	UR
34	93210-64488-00	.O-RING	0	
35	6KA-45344-00-00	COVER, OIL SEAL	0	
36	97E95-08520-00	BOLT, HEXAGON W/W DEEP RECESS	0	
37	90214-30003-00	WASHER, CLAW	0	
38	90170-30M18-00	NUT	0	
39	6CE-45244-00-00	NUT	0	
40	6CE-45539-00-00	SPACER 2	0	
41	6CE-45501-00-00	DRIVE SHAFT COMP.	0	X(25.3")
41	6CE-45501-10-00	DRIVE SHAFT COMP.	0	U(30.3")
41	6CE-45501-20-00	DRIVE SHAFT COMP.	0	E(35.3")
42	6CF-45550-00-00	GEAR SET	0	
43	90170-16M19-00	NUT	0	
44	90201-16M00-00	WASHER, PLATE	0	
45	6CF-45560-01-00	GEAR 1 (21T)	0	

CONTINUED ON NEXT FRAME >

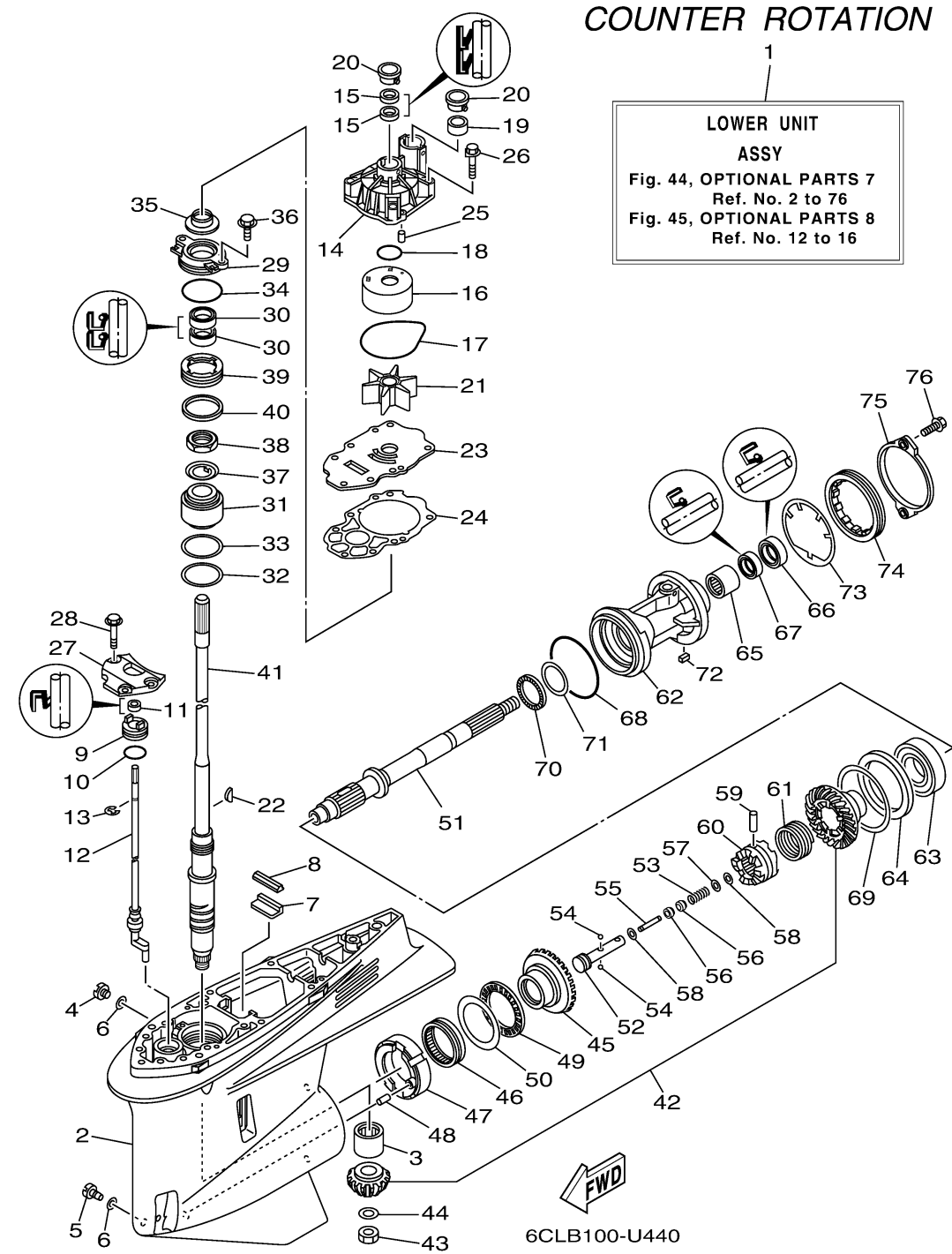
# LOWER CASING DRIVE 6



Ref No.	Part Number	Description	Qty	Remarks
46	93311-85894-00	BEARING	0	
47	6CB-45824-00-00	ADAPTER	0	
48	93608-16M16-00	PIN, DOWEL	0	
49	93340-67011-00	BEARING	0	
50	6CB-45567-00-00	SHIM (T:2.00MM)	0	UR
50	6CB-45567-10-00	SHIM (T:2.03MM)	0	UR
50	6CB-45567-20-00	SHIM (T:2.06MM)	0	UR
50	6CB-45567-30-00	SHIM (T:2.09MM)	0	UR
50	6CB-45567-40-00	SHIM (T:2.12MM)	0	UR
50	6CB-45567-50-00	SHIM (T:2.15MM)	0	UR
51	6CF-45611-01-00	SHAFT, PROPELLER	0	
52	6CB-45634-00-00	SLIDE, SHIFT	0	
53	90501-10M77-00	SPRING, COMPRESSION	0	
54	93501-04011-00	BALL	0	
55	6H1-45668-00-00	SHAFT, FREE 1	0	
56	61A-45635-00-00	PLUNGER, SHIFT	0	
57	90201-02M00-00	WASHER, PLATE	0	
58	90183-02M03-00	NUT, SPRING	0	
59	90250-08M07-00	PIN, STRAIGHT	0	
60	6CE-45631-00-00	CLUTCH, DOG	0	

CONTINUED ON NEXT FRAME >

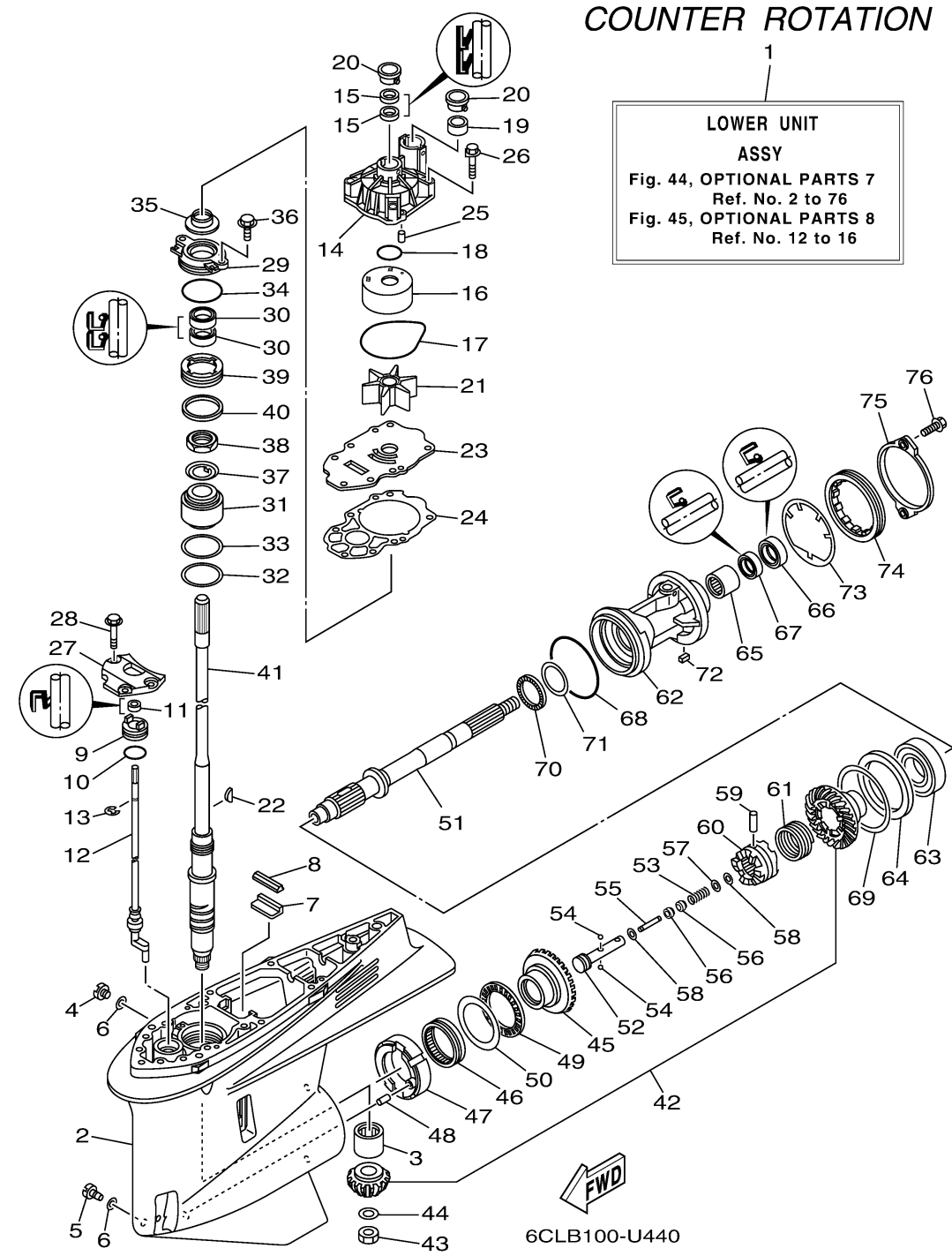
# LOWER CASING DRIVE 6



Ref No.	Part Number	Description	Qty	Remarks
61	6E5-45633-01-00	RING, CROSS PIN	0	
62	6CF-45332-01-CA	HOUSING, BEARING	0	
63	93332-00048-00	BEARING	0	
64	6CF-45576-00-00	WASHER, THRUST 2	0	
65	93315-43061-00	BEARING	0	
66	93101-30030-00	.OIL SEAL	0	
67	93101-30019-00	.OIL SEAL	0	
68	93211-02001-00	.O-RING	0	
69	6CB-45577-00-00	SHIM (T:0.10MM)	0	UR
69	6CB-45577-10-00	SHIM (T:0.12MM)	0	UR
69	6CB-45577-20-00	SHIM (T:0.15MM)	0	UR
69	6CB-45577-30-00	SHIM (T:0.18MM)	0	UR
69	6CB-45577-40-00	SHIM (T:0.30MM)	0	UR
69	6CB-45577-50-00	SHIM (T:0.40MM)	0	UR
69	6CB-45577-60-00	SHIM (T:0.50MM)	0	UR
70	93341-440U5-00	BEARING	0	
71	6K1-45578-01-00	SHIM (T:0.10MM)	0	UR
71	6K1-45578-10-00	SHIM (T:0.12MM)	0	UR
71	6K1-45578-20-00	SHIM (T:0.15MM)	0	UR
71	6K1-45578-30-00	SHIM (T:0.18MM)	0	UR

CONTINUED ON NEXT FRAME >

# LOWER CASING DRIVE 6



Ref No.	Part Number	Description	Qty	Remarks
71	6K1-45578-40-00	SHIM (T:0.30MM)	0	UR
71	6K1-45578-50-00	SHIM (T:0.40MM)	0	UR
71	6K1-45578-60-00	SHIM (T:0.50MM)	0	UR
72	90282-05008-00	KEY, STRAIGHT	0	
73	6CB-45383-00-00	WASHER, CLAW	0	
74	6CB-45384-00-00	NUT	0	
75	6CE-45361-10-00	CAP, LOWER CASING	0	
76	90105-08M61-00	BOLT, FLANGE	0	