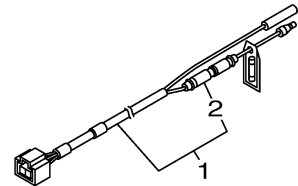
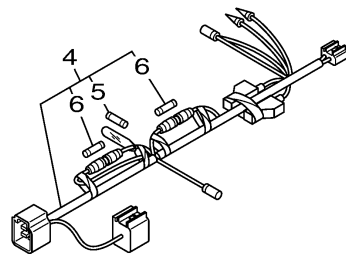


**SYSTEM POWER
SUPPLY WIRE**



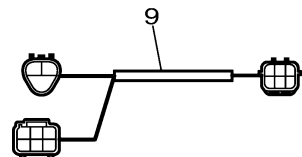
Shared with 6Y8 network system

**IMMOBILIZER POWER
DISTRIBUTION WIRE 2**

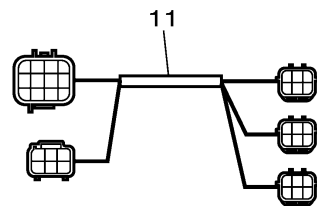


For start/stop button SW panel

CONVERSION HARNESS

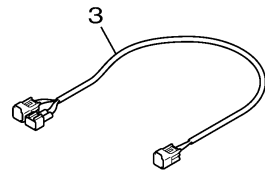


Used to connect between 2nd helm new DEC and 2nd helm previous start/stop SW. (Single engine application)

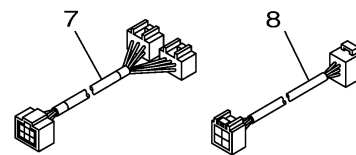


Used to connect between 2nd helm new DEC and 2nd helm previous start/stop SW. (Triple engine application)

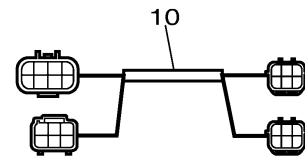
**SYSTEM POWER
DISTRIBUTION WIRE**



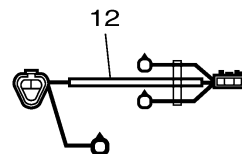
CONVERSION HARNESS



For 6Y9 network system



Used to connect between 2nd station helm new DEC and 2nd helm previous start/stop SW. (Twin engine application)



Used to connect between main helm new DEC and 2nd helm previous DEC.

601M10M-V240

WIRE HARNESS 3

Ref No.	Part Number	Description	Qty	Remarks
1	6Y8-83553-02-00	8FT POWER WIRE	1	
2	6G1-82151-01-00	. .FUSE (10A)	1	
3	6Y9-83553-20-00	WIRE, LEAD	1	
4	6Y8-81315-04-00	LEAD WIRE ASSY	1	
5	6TA-82151-01-00	. .FUSE(5A)	1	
6	6Y8-82151-00-00	. .FUSE(5A)	2	
7	6Y9-83553-10-00	WIRE, LEAD	1	
8	6Y9-83553-60-00	WIRE, LEAD	1	
9	6X6-8258A-M0-00	EXTENSION, WIRE HARNESS	1	
10	6X6-8258A-N0-00	EXTENSION, WIRE HARNESS	1	
11	6X6-8258A-P0-00	EXTENSION, WIRE HARNESS	1	
12	6X6-8258A-K0-00	EXTENSION, WIRE HARNESS	1	