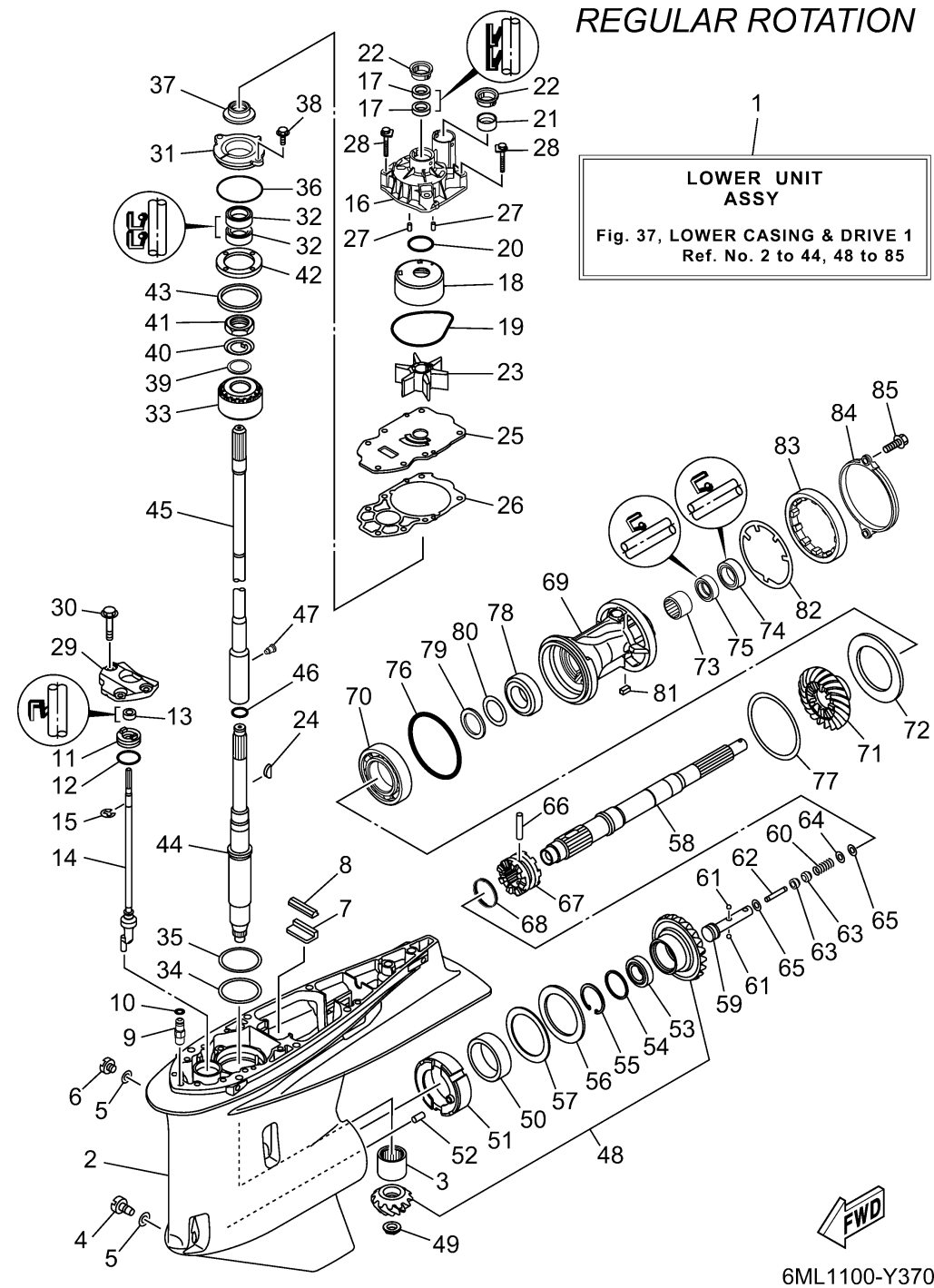


# LOWER CASING DRIVE 1

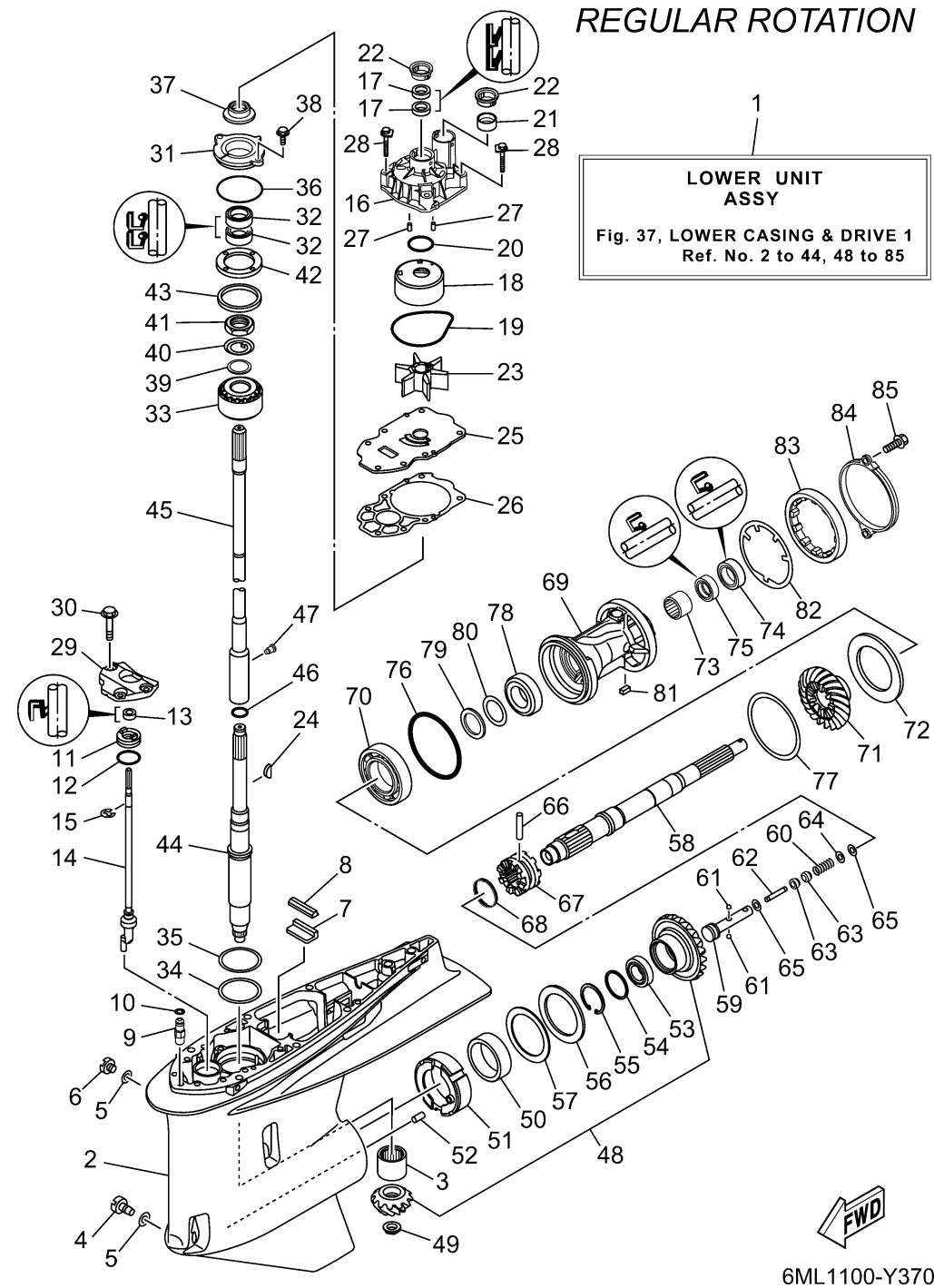


Ref No.	Part Number	Description	Qty	Remarks
1	6ML-45300-00-CJ	LOWER UNIT ASSY	1	RH
2	6KA-45301-00-CJ	CASING, LOWER	1	
3	93311-83280-00	BEARING	1	
4	688-45341-10-00	PLUG, DRAIN	1	
5	90430-08003-00	.GASKET	2	
6	90340-08002-00	PLUG, STRAIGHT SCREW	1	
7	663-45376-00-00	GUIDE, SEAL DAMPER	1	
8	6CE-45375-00-00	DAMPER, SEAL	1	
9	63P-45378-00-00	NIPPLE, HOSE	1	
10	93210-07003-00	.O-RING	1	
11	6CE-45321-20-00	PLATE	1	
12	93210-33M49-00	.O-RING	1	
13	93106-10001-00	.OIL SEAL	1	
14	6KA-44150-00-00	SHIFT CAM ASSY	1	
15	99001-09600-00	CIRCLIP	1	
16	6CE-44311-01-00	HOUSING, WATER PUMP	1	
17	93104-22M07-00	.OIL SEAL	2	
18	6AW-44322-00-00	.INSERT, CARTRIDGE	1	
19	93210-94003-00	.O-RING	1	
20	93210-37160-00	.O-RING	1	

CONTINUED ON NEXT FRAME >

6ML1100-Y370

# LOWER CASING DRIVE 1

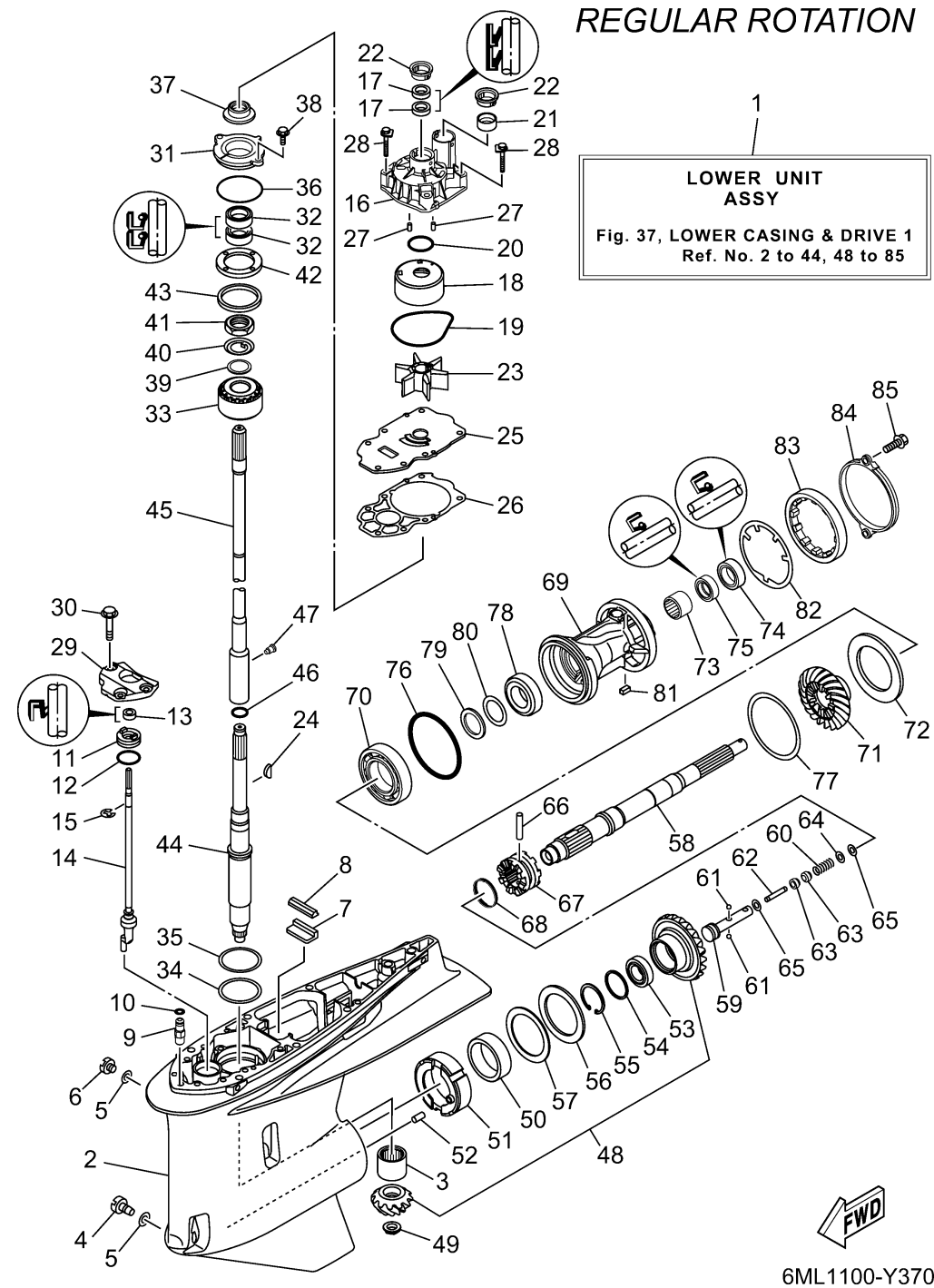


6ML1100-Y370

Ref No.	Part Number	Description	Qty	Remarks
21	6AW-44365-01-00	.DAMPER, WATER SEAL 1	1	
22	6AW-44312-00-00	COVER, WATER PUMP HOUSING	2	
23	6CE-44352-00-00	.IMPELLER	1	
24	90280-04002-00	.KEY, WOODRUFF	1	
25	6CE-44323-01-00	.OUTER PLATE, CARTRIDGE	1	
26	6CE-44315-00-00	.GASKET, WATER PUMP	1	
27	93606-12019-00	PIN, DOWEL	2	
28	90119-08191-00	.BOLT, WITH WASHER	4	
29	6CB-44312-00-00	COVER, WATER PUMP HOUSING	1	
30	90119-08180-00	BOLT, WITH WASHER	3	
31	6AW-45335-00-CA	HOUSING, OIL SEAL	1	
32	93101-28019-00	.OIL SEAL	2	
33	93399-99962-00	BEARING	1	
34	90201-68008-00	WASHER, PLATE	1	
35	6AW-45587-00-00	SHIM (T:0.10MM)	1	UR
35	6AW-45587-10-00	SHIM (T:0.12MM)	1	UR
35	6AW-45587-20-00	SHIM (T:0.15MM)	1	UR
35	6AW-45587-30-00	SHIM (T:0.18MM)	1	UR
35	6AW-45587-40-00	SHIM (T:0.30MM)	1	UR
35	6AW-45587-50-00	SHIM (T:0.40MM)	1	UR

CONTINUED ON NEXT FRAME >

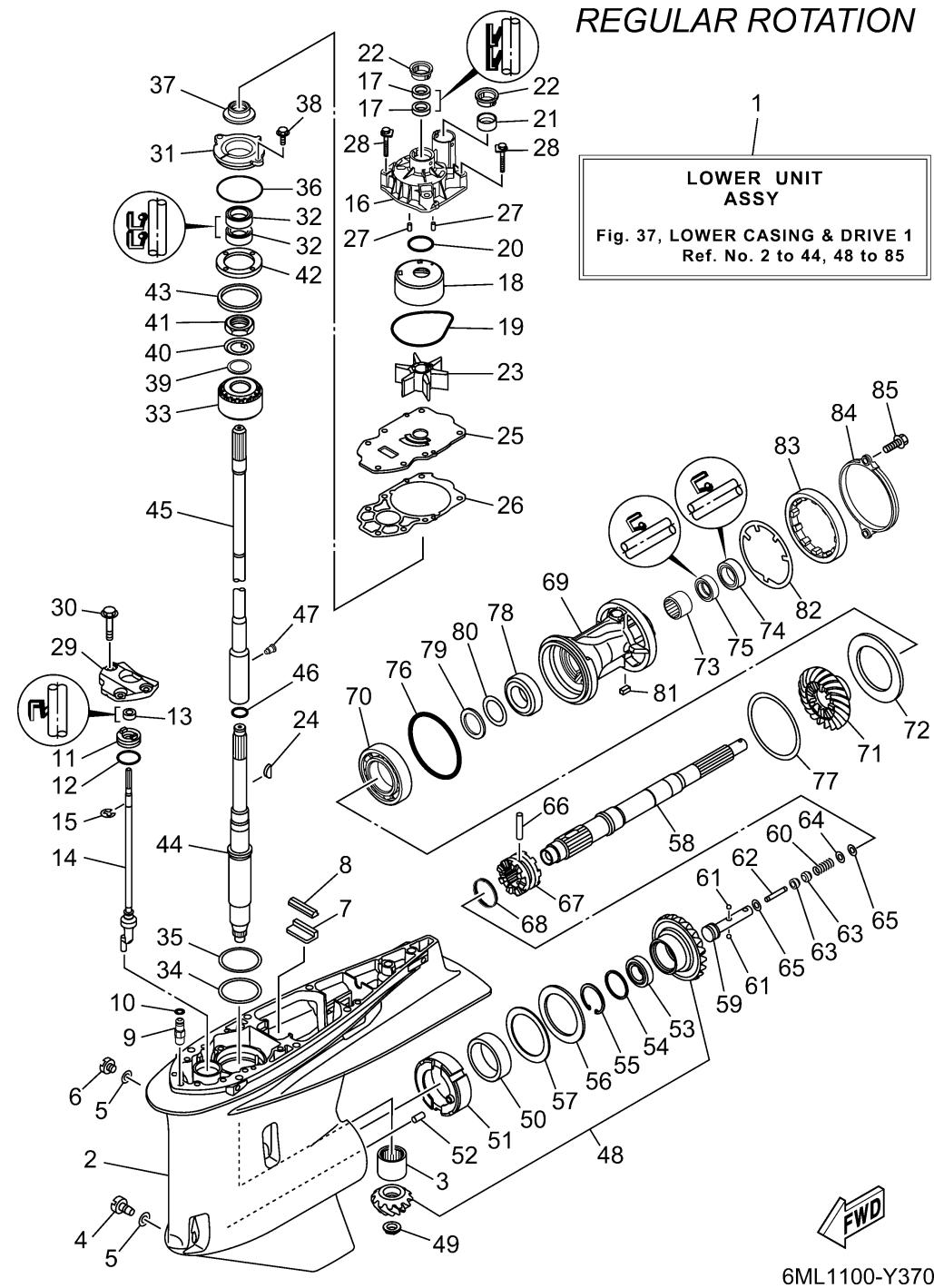
# LOWER CASING DRIVE 1



Ref No.	Part Number	Description	Qty	Remarks
35	6AW-45587-60-00	SHIM (T:0.50MM)	1	UR
36	93210-69MG6-00	.O-RING	1	
37	6KA-45344-00-00	COVER, OIL SEAL	1	
38	97E95-08520-00	BOLT, HEXAGON W/W DEEP RECESS	2	
39	90201-301U7-00	WASHER, PLATE	1	
40	90214-30003-00	WASHER, CLAW	1	
41	90170-30M18-00	NUT	1	
42	6AW-45244-00-00	NUT	1	
43	6T5-45539-00-00	SPACER 2	1	
44	6KA-45501-00-00	DRIVE SHAFT COMP.	1	
45	6KA-45802-00-00	INTERMEDI. DRIVE SHAFT COMP.	1	UR X(25.2")
45	6KA-45802-10-00	INTERMEDI. DRIVE SHAFT COMP.	0	UR U(30.2")
46	93210-22MF1-00	.O-RING	1	
47	90149-05048-00	SCREW	1	
48	6KA-45550-00-00	GEAR SET	1	
49	90179-16017-00	NUT	1	
50	93311-85894-00	BEARING	1	
51	6CB-45824-00-00	ADAPTER	1	
52	93608-16M16-00	PIN, DOWEL	1	
53	93332-000A4-00	BEARING	1	

CONTINUED ON NEXT FRAME >

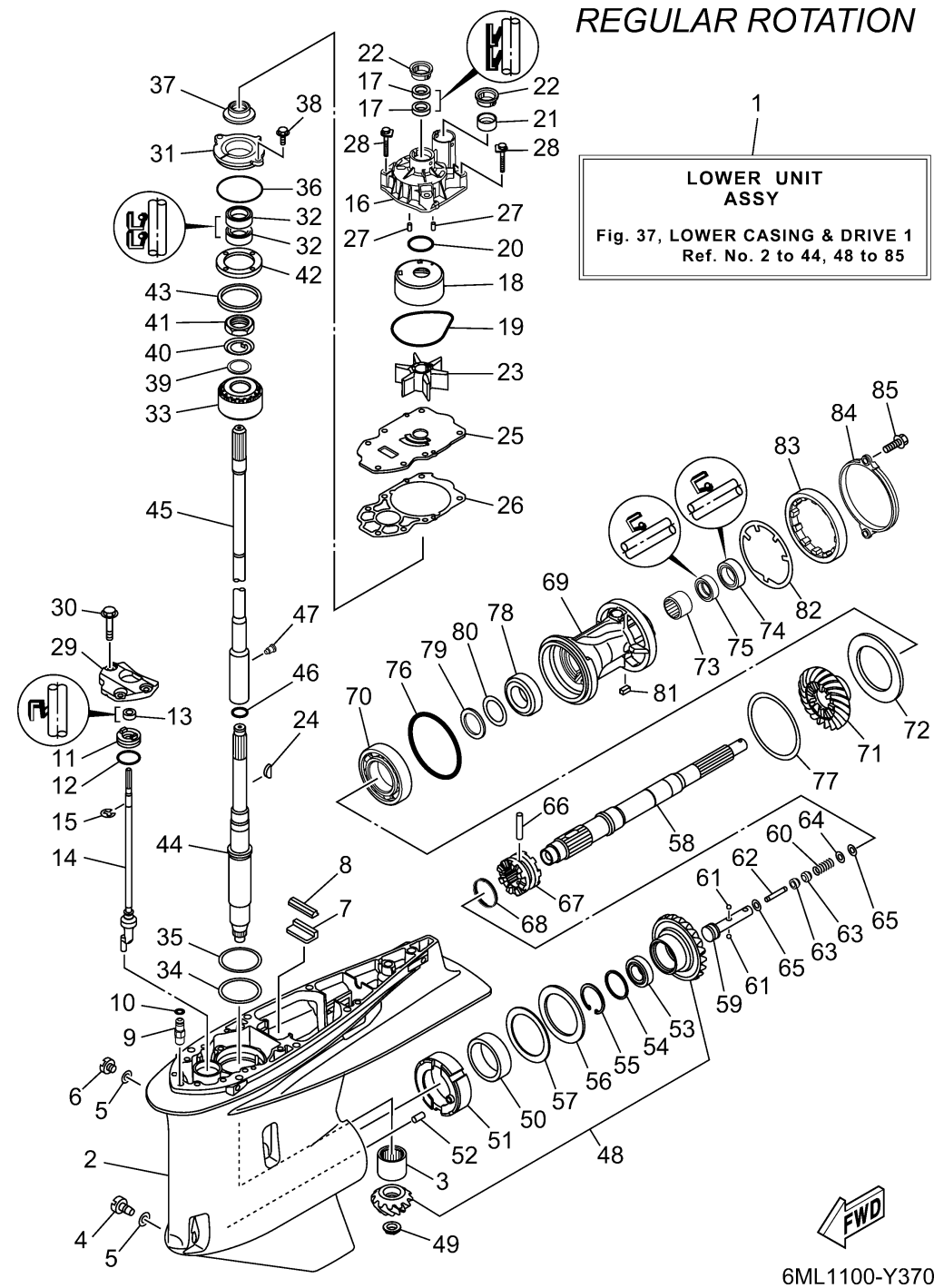
# LOWER CASING DRIVE 1



Ref No.	Part Number	Description	Qty	Remarks
54	90201-41008-00	WASHER, PLATE	1	
55	99009-47500-00	CIRCLIP	1	
56	93340-67011-00	BEARING	1	
57	6CB-45567-00-00	SHIM (T:2.00MM)	1	UR
57	6CB-45567-10-00	SHIM (T:2.03MM)	1	UR
57	6CB-45567-20-00	SHIM (T:2.06MM)	1	UR
57	6CB-45567-30-00	SHIM (T:2.09MM)	1	UR
57	6CB-45567-40-00	SHIM (T:2.12MM)	1	UR
57	6CB-45567-50-00	SHIM (T:2.15MM)	1	UR
58	6CB-45611-00-00	SHAFT, PROPELLER	1	
59	6CB-45634-00-00	SLIDE, SHIFT	1	
60	90501-10M77-00	SPRING, COMPRESSION	1	
61	93501-04011-00	BALL	2	
62	6H1-45668-00-00	SHAFT, FREE 1	1	
63	61A-45635-00-00	PLUNGER, SHIFT	2	
64	90201-02M00-00	WASHER, PLATE	1	
65	90183-02M03-00	NUT, SPRING	2	
66	90250-08M07-00	PIN, STRAIGHT	1	
67	6ML-45631-00-00	CLUTCH, DOG	1	
68	6E5-45633-01-00	RING, CROSS PIN	1	

CONTINUED ON NEXT FRAME >

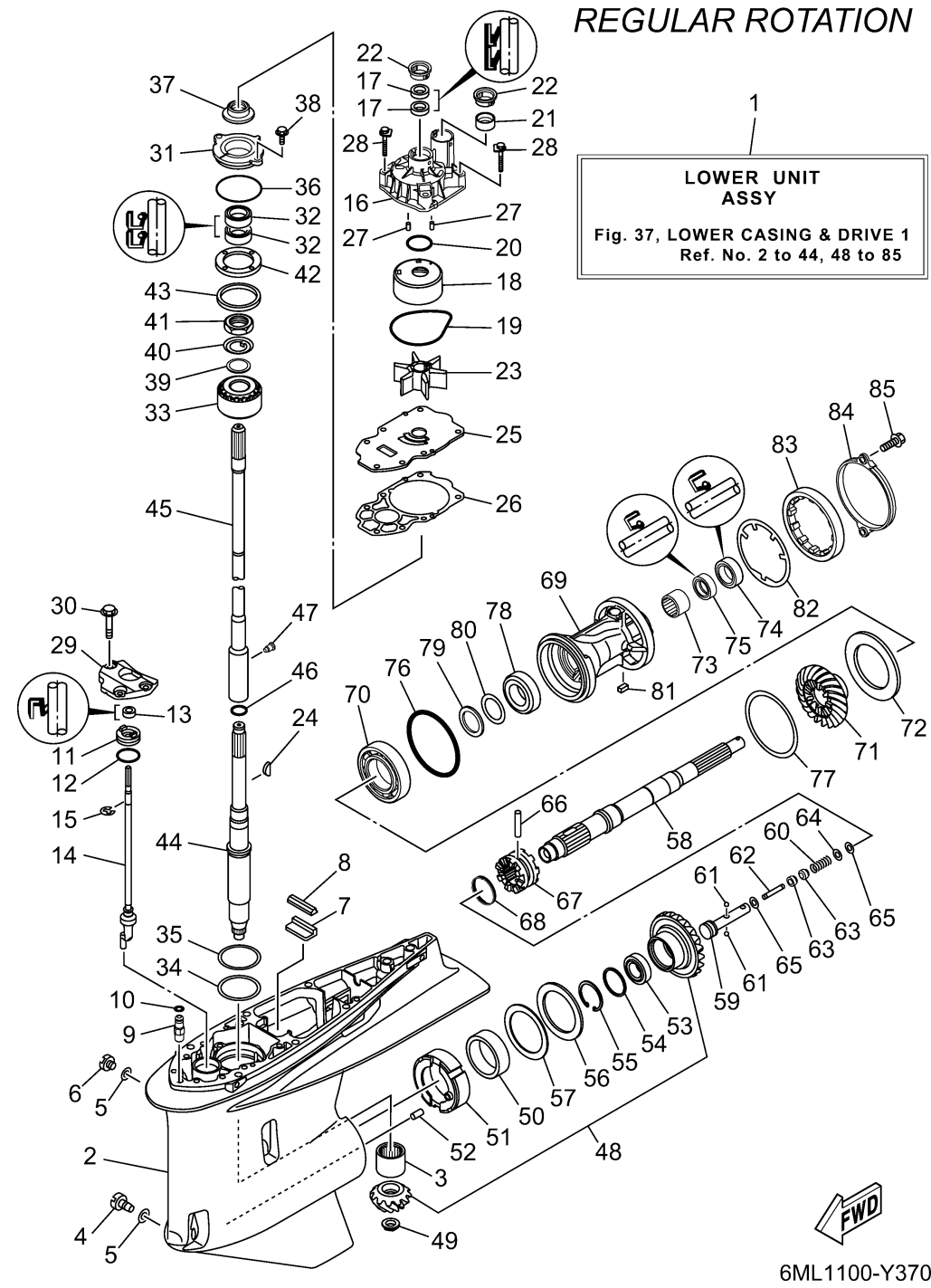
# LOWER CASING DRIVE 1



Ref No.	Part Number	Description	Qty	Remarks
69	6CE-45332-00-CA	HOUSING, BEARING	1	
70	93306-209U0-00	BEARING	1	
71	6KA-45571-00-00	GEAR 2 (21T)	1	
72	6CB-45576-00-00	WASHER, THRUST 2	1	
73	93315-43061-00	BEARING	1	
74	93101-30030-00	.OIL SEAL	1	
75	93101-30019-00	.OIL SEAL	1	
76	93211-02001-00	.O-RING	1	
77	6CB-45577-00-00	SHIM (T:0.10MM)	1	UR
77	6CB-45577-10-00	SHIM (T:0.12MM)	1	UR
77	6CB-45577-20-00	SHIM (T:0.15MM)	1	UR
77	6CB-45577-30-00	SHIM (T:0.18MM)	1	UR
77	6CB-45577-40-00	SHIM (T:0.30MM)	1	UR
77	6CB-45577-50-00	SHIM (T:0.40MM)	1	UR
77	6CB-45577-60-00	SHIM (T:0.50MM)	1	UR
78	93332-000A5-00	BEARING	1	
79	90201-32008-00	WASHER, PLATE	1	
80	676-45567-00-00	SHIM (T:0.7MM)	1	UR
80	676-45567-10-00	SHIM (T:0.8MM)	1	UR
80	676-45567-20-00	SHIM (T:0.9MM)	1	UR

CONTINUED ON NEXT FRAME >

# LOWER CASING DRIVE 1



Ref No.	Part Number	Description	Qty	Remarks
80	676-45567-30-00	SHIM (T:1.0MM)	1	UR
80	676-45567-40-00	SHIM (T:1.1MM)	1	UR
80	676-45567-50-00	SHIM (T:1.2MM)	1	UR
81	90282-05008-00	KEY, STRAIGHT	1	
82	6CB-45383-00-00	WASHER, CLAW	1	
83	6CB-45384-00-00	NUT	1	
84	6CE-45361-10-00	CAP, LOWER CASING	1	
85	90105-08M61-00	BOLT, FLANGE	2	